

12 REFERÊNCIAS

- ^{1.0} ROSENBERG, B.; VANCAMP, L.; TROSKO, J.F.; MANSOUR, V.H. Nature, London, [s.n.], 1969, v.222, p. 385-6
- ^{1.1} KRAKOFF, I.H. Platinum and Other Metal Coordination Compounds in Cancer Chemotherapy: Clinical Applications of Platinum Complexes; Nicoline, M., ED. (?) Boston: Martinus N. Publishing, 1988, p.351.
- ^{1.2} KRAKOFF, I.H. Cancer Treat. Resp., 63, 1623, 1979. ?
- ^{1.3} MERESCAU, B., et al., Metabolism, 1992, v.41, p.526-532,.
- ^{1.4} MCGUIRRE, DM.; GROSS, MD.; VAN PILSUM, JF.; TWLE, HC. J. Biol. Chem., 1984, v.259 (19), p.2034-2038.
- ^{1.5} TAKEDA, M.; et al. Biosynthesis of Guanidinoacetic Acid in Isolated Renal Tubules. Eur. J. Clin. Chem. Clin. Biochem., 1992, v.30(6), p.325-331.
- ^{1.6} CANTONI, G.L.; VIGNOS, P.J. Jr. Enzymatic Mechanism of Creatine Synthesis. J. Biol. Chem. , 1954, V.209, p.647-659.
- ^{1.7} KOLLER, A.; GOMES, T.D.; NATELSON, S. Evidence Supporting a Proposed Mechanism Explaining Inverse Relationship Between Guanidinoacetate and Guanidinosuccinate in Human Urine. Clin. Chem. V.21, p.235-242, 1975.
- ^{1.8} KURODA, M. Study On Impaired Metabolism of Guanidinoacetic Acid in Chronic Renal Failure Rabbits with Special Reference to Impaired Conversion of Arginine to Guanidoacetic Acid. Nephron, v.65(4), p. 605-611, 1993.
- ^{1.9} VAN PILSUM, J.F.; MARTIN, R.P.; KITO, E. Determination of Creatine, Creatinine, Arginine, Guanidinoacetic Acid, Guanidine and Methyl-guanidine in Biological Fluids. J. Biol. Chem., 1956, V.222(1), p.225-236.

- ^{1.10} SASAKI, M.; TAKAHARA, K.; NATELSON, S. Urinary Guanidinoacetate Succinate Ratio-Indicator of Kidney Dysfunction. *Clin. Chem.* V.19, p.315-321, 1973.
- ^{1.11} ISHIZAKI, M.; KITAMURA, H.; TAGUNA, Y.; AOYAGI, K.; NARITA, M. Urinary Excretion Rate of Guanidinoacetic Acid as Sensitive Indicator of Early-stage Nephropathy. In *Guanidino Compounds in Biology and Medicine*; De Deyn, P.P., Marescau, B., Stalon, V., Qureshi, I.A. Eds.; John Libbey & Company Ltd.: London, 275-280, 1992.
- ^{1.12} Rosenberg B. Fundamental studies with cisplatin. *Cancer* 1985; 55(15): 2303-15.
- ^{1.13} Jones TW, Chopra S, Kaufman JS, Flamenbaun W, Trump B. Cis-diamminedichloroplatinum(II) induced renal failure in the rat. Correlation of structural and functional alterations. *Lab Invest* 1985; 52(2):363-74.
- ^{1.14} Choie DD, Longnecker DS, Del Campo A. Acute and chronic cisplatin nephropathy in rats. *Lab Invest* 1981; 44(5):397-402.
- ^{1.15} Klahr S. Oxygen radicals and renal diseases. *Miner Electrolyte Metab* 1997;23(3):140-3.
- ^{2.0} Volland, J.F. et al. *J. Med. Chemistry*, 1987, v.30, p.716-719.
- ^{2.1} McKEAGE, M. J. *Brit J. Cancer*.1991, 64, 788 (procurar editor)
- ^{2.2} NAVARRO- RANNINGER, C; LOPEZ-SOLERA, I; PEREZ, J M.; MASAGUER, J. R.; ALONSO, C. *Appl. Organometal Chem.*, 1993, 7, 57.
- ^{2.3} CLETON, F.J.. *Oxford Textbook of Oncology Vol 1*, ed. Peckham, M., Pinedo, H.M., Veronesi, H.: Oxford University Press, 1995. p. 445-453. ^{2.4}
- MACHADO, A. E. D.; *Quim. Nova*, 2000, 23, 237.
- ^{2.5} OLIVEIRA, R.B.; ALVES, R.J.; *Quim. Nova*, 2000, 25, 976.
- ^{2.6} SALMONN, S.E. *Farmacologia Básicas & Clínicas*, Katzung, B.G., ed.; Rio de Janeiro: Guanabara Koogan S.A, 1998, p. 629-655.

- 2.7 HAHN, W.C.; WEINBERG, R.A.; Nat. Rev. Cancer, 2002, 2, 331.
- 3.0 SUGIYAMA, K; OHISHI, A.; SYIU, H.; TAKEUCHI, H. Effects of Methylgroup Acceptors On the Regulation of Plasma-Cholesterol Level in Rats Fed High Cholesterol Diets J. Nutr. Sci. Vitamim., 1989, 35(6), p.313-626.
- 3.1 MORI, A.; KOHNO, M.; MASUMIZU, T.; NODA, Y.; PACKER, L. Guanidino Compounds Generate Reactive Oxygen Species. Biochem. & Mol. Biol., 1996, V.40(1), p.135-143.
- 3.2 DE DEYN, P.P.; MERESCAU, B.; D HOOGE, R.; POSSEMIERS, I.; NAGLER, J.; MAHLER, C. H. Guanidino Compound Levels in Brain Regions of Non-Dialyzed Uremic Patients. Neurochem., 1995, V.27(3), p.227-237.
- 3.3 VERHELST, J.; BERWAERTS, J.; MARESCAU, B.; ADS, R.; NEELS H.; MAHLER, C. Serum Creatine, Creatinine, and Other Guanidino Compounds in Patients with Thyroid Dysfunction. Metabolism: Clin & Exper., 1997, V.46(9), 1063-1067.
- 3.4 TAKEDA, M.; KOIDE, H.; JUNG, K.Y.; ENDOU, H. Intranephron Distribution of Glycine-Amidinotransferase Activity in Rats. Ren. Physiol. Bioch., 1992, V.15(3-4), p.113-118.
- 3.5 DU VIGNEAUD, V.; COHN, M.; CHLANDLER, J. P.; SCHENECK, J. R.; SIMMONDS, S. J. Biol. Chem., 1941,140, 625.
- 3.6 FUJIOKA, M.; TAKATA, Y.; GOMI, T; Arch. Biochem. Biophys., 1991, 285, 181-186.
- 3.7 MUDD, S. H.; POOLE, J. R. Metalbol. Clin. Exp., 24, 721-735, 1975.
- 3.8 LEVILLAIN, O.; MARESCAU, B.; DE DEYN, P.P. Renal Handling of Guanidino Compounds in Rat and Rabbit. J. Physiol., 1997, V.499(2), p.561-570.

- ^{3.9} STOCKLER, S.; HANEFELD, F.; FRAHM, J. *The Lancet*, 1996, vol. 348, p. 789-790.
- ^{3.10} JINNAI, D.; MORI, A.; MUKAWA, J.; OHKUSU, H.; HOSHITANI, M.; MIZUNO, A.; TYE, L. C. *Jpn. J. Brain Physiol.*, 1969, 106, 3668-3673.
- ^{3.11} STOCKLER, S.; MARESCAU, B.; DE DEYN, P. P.; TRIBELS, J. M. F.; HANEFELD, F. *Metabolism*, 1997, 46, 1189-1183.
- ^{3.12} FELCMAN, J. ; MIRANDA, J. L. . Potentiometric Study Of The Complexation Of Guanidoacetic Acid With The Ions Mn(Ii), Co(Ii), Ni(Ii), Cu(Ii), Zn(Ii), Cd(Ii) And Pb(Ii). *Journal of th Brazilian Chemical Society*, São Paulo, Brasil, v. 8, n. 6, p. 575-580, 1997.
- ^{3.13} FELCMAN, J.; MIRANDA, J. L. . Estudo da Complexação No Sistema Ternário Ácido Guanidoacético-Ácido Glutâmico-Cobalto(II). In: 20a. Reunião Anual da SBQ, 1997, Poços de Caldas. Livro de Resumos. Poços de Caldas, Brasil : SBQ. v. 1. p. QI110.
- ^{3.14} FELCMAN, J.; MIRANDA, J. L. . Complexos Mistos de Cobre(II) e Zinco(II) Com Os Aminoácidos Ácido Guanidoacético, Ácido Glutâmico e Ácido Aspártico. In: 21a. Reunião Anual da Sociedade Brasileira de Química, 1998. Livro de Resumos. Poços de Caldas, Minas Gerais. v. 1. p. 88-8.
- ^{3.15} FELCMAN, J.; MIRANDA, J. L. . Guanidino-Carboxylate Interactions In Mixed Complexes Of Copper(II) And Zin(II) Of Biological Importance.. In: Fourth European Biological Inorganic Chemistry Conference, 1998. Book of Abstracts. Sevilha, Espanha. v. 1. p. 120-120.
- ^{3.16} FELCMAN, J. ; MIRANDA, J. L. Ligand-ligand Interactions of Biological Importance in Copper(II) Mixed Complexes of Guanidinoacetic Acid. In: 37th IUPAC Congress, 1999, Berlin. Abstracts. Berlin : Sociedade Alemã de Química, 1999. v. 2. p. 567-567.
- ^{3.17} FELCMAN, J. ; MIRANDA, J. L. . Complexos ternários de Co(II) e ácido guanidoacético de importância biológica. In: 23a. Reunião Anual da Sociedade Brasileira de Química, 2000, Poços de Caldas. Livro de Resumos da 23a. Reunião ANual da SBQ. São Paulo : Sociedade Brasileira de Química, 2000. v. 1. p. QI022-QI022.

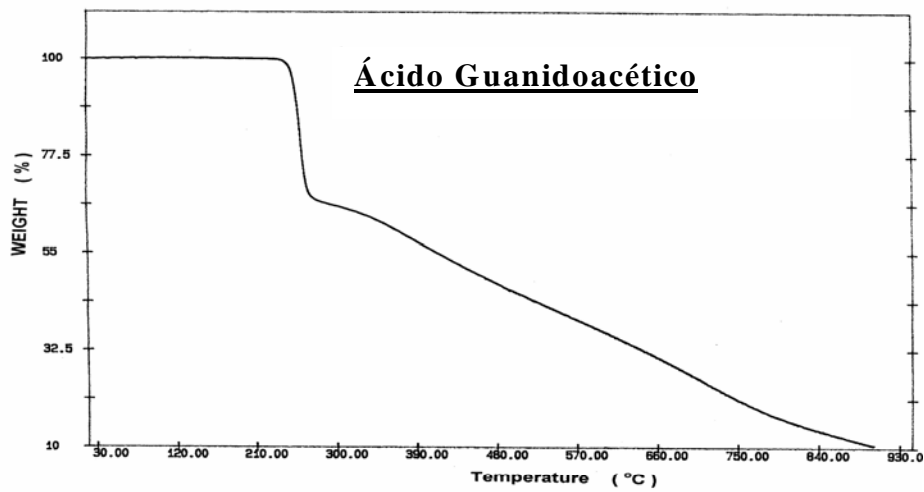
- ^{3.18} MIRANDA, J. L.; FELCMAN, J. ; SOTO, C. T. . Study Of Cr(III), Zn(II) And Ni(II) Guanidinoacetic Complexes. In: IX Brazilian Meeting on Inorganic Chemistry, 1998. Abstracts. Angra dos Reis, RJ, Brasil. v. 1. p. 169-170.
- ^{3.19} MIRANDA, J. L. ; FELCMAN, J. . Complexos Mistos de Ni(II) e Ácido Guanidoacético Com Os Aminoácidos Ácido Glutâmico e Ácido Aspártico. In: 22a. Reunião Anual da Sociedade Brasileira de Química, 1999. Livro de Resumos. Poços de Caldas-MG. v. 1. p. 048-048.
- ^{3.20} FELCMAN, J. ; MIRANDA, J. L. . Um modelo de como o ácido guanidoacético se liga a enzima guanidinometiltransferase. In: 24a. Reunião Anual da SBQ, 2001, poços de Caldas. Livro de Resumos da 24a reunião Anual da SBQ. São Paulo : Sociedade Brasileira de Química, 2001. v. 1. p. QI061-QI061.
- ^{3.21} SZYFMAN, N. W. ; FELCMAN, J. . Estudo de Complexos Mistos do íon Vanadila e Ácidos guanidoacético, Aspártico, Glutâmico e Glicina. In: 25a. Reunião Anual da SBQ, 2002, Poços de Caldas. Livro de Resumos da 25a. Reunião Anual da SBQ, 2002. v. 1. p. QI066-QI066.
- ^{3.22} MIRANDA, J. L. ; FIGUEIREDO, E. S. ; FELCMAN, J. ; ROCCO, A. M.; PEREIRA, R. P. . Cinética da decomposição térmica de complexos ternários de cobre e cromo com os ácidos guanidoacético, glutâmico e aspártico. In: 26a. Reunião Anual da SBQ, 2003, Poços de Caldas. Livro de Resumos da 26a. Reunião Anual da SBQ. São Paulo : SBQ, 2003. v. 1. p. QI010-QI010.
- ^{3.23} FELCMAN, J. ; MIRANDA, J. L. Study of New Complexes of Chromium (III), Cobalt (II), Nickel (II), Copper (II), and Zinc (II) with Guanidinoacetic Acid, the Precursor of Creatine. Synth React. Inorg. Met.-Org. Chem., Estados Unidos, v. 31, n. 5, p. 873-894, 2001.
- ^{3.24} FELCMAN, J.; MIRANDA, J. L.. Síntese e Caracterização de Complexos Binários e Ternários de Cobre(II) Com O Ácido Guanidoacético e O Glutâmico. In: 21a. Reunião Anual da Sociedade Brasileira de Química, 1998. Livro de Resumos. Poços de Caldas, Minas Gerais. v. 1. p. 91-91
- ^{3.25} MIRANDA, J. L.; FELCMAN, J. ; WARDELL, J. L. ; SKAKLE, J. . Synthesis and X-Ray Analysis of the First Dimeric Copper (II) Complex of Guanidino Acetic Acid. In: XI Brazilian Meetingo on Inorganic Chemistry, 2002, Ouro Preto. Livro de resumos, 2002. v. 1. p. 125-125.

- ^{3.26} MIRANDA, J. L. ; FELCMAN, J. ; WARDELL, J. L. ; SKAKLE, J. M. S. ; HOWIE, R. A. ; HERBST, M. H. O ácido guanidoacético e a sua diversidade de coordenação: síntese, análise de raios X e caracterização espectroscópica de dois de seus diferentes complexos de cobre (II). In: 26a. Reunião Anual da SBQ, 2003, Poços de Caldas. Livro de Resumos da 26a. Reunião Anual da SBQ. São Paulo : SBQ, 2003. v. 1. p. QI011.
- ^{3.27} MIRANDA, J. L. ; FELCMAN, J. ; VERSIANE, O. ; HERBST, M. H. A desamidation Process Forming a Novel Guanidine Derivative During the Complexation Between Copper(II) and Guanidinoacetic Acid. In: XII Brazilian Meeting on Inorganic Chemistry and II Joint Brazilian/Italian Meeting on Inorganic Chemistry, 2004, São Carlos. Abstracts, 2004. v. 1. p. 91-91.
- ^{3.28} MIRANDA, J. L. ; FIGUEREDO, E. S. ; FELCMAN, J. ; ROCCO, A. M.; PEREIRA, R. P. . Chromium Complexes with Guanidinoacetic Acid and Glycine: Synthesis, Characterization and Thermal Decomposition. In: XII Brazilian Meeting on Inorganic Chemistry and II Joint Brazilian/Italian Meeting on Inorganic Chemistry, 2004, São Carlos. Abstracts, 2004. v. 1. p. 205-205.
- ^{3.29} VERSIANE, O. ; RODRIGUES, B. L. ; MIRANDA, J. L. ; FELCMAN, J. A Methylenic Group Binds Guanidinoacetic Acid to Glycine and Serine in Two Novel Copper (II) Complexes: Synthesis, X-Ray-Structure and Spectroscopic Characterization.. In: 12th International Conference on Biological Inorganic Chemistry, 2005, Ann Harbour. CD, 2005.
- ^{6.0} OTÁVIO VERSIANE CABRAL; Tese de Doutorado, PUC-Rio, 2005.
- ^{8.0} NAKAMOTO, K. Infrared and Raman Spectra of Inorganic and Coordination Compounds, 4th ed.; Wiley: New York, 1986.
- ^{8.1} WATT, W. G.; CUDE, A. W. Inorganic Chemistry, 1967, 336-338
- ^{8.2} MICHALSTA M., WYSOKINSKI R. Chemical Physics Letters, 2005, 403, 211-217.
- ^{9.0} BECKER M., et all, Journal of Magnetic Resonance, 1998, 133, 115-122.
- ^{9.1} MIRANDA, J., L.; FELCMAN, J. Study on Guanidino-Carboxylate Interactions in Copper(II) Ternary Complexes of Guanidinoacetic Acid with Glutamic and Aspartic Acids. Polyhedron, 22, 225-233, 2003.

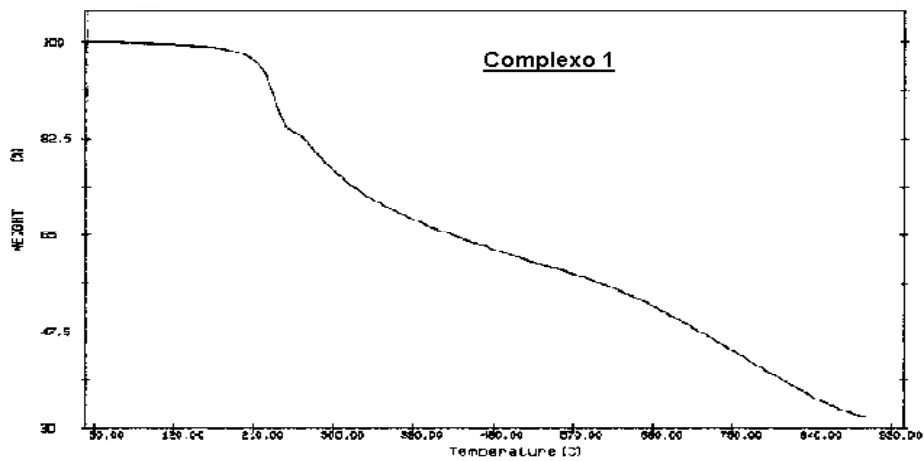
13 ANEXO A

Análise termogravimétrica obtida no equipamento Perkin-Elmer TGA7 –
Scanning Rate : 5.0 C/ min.

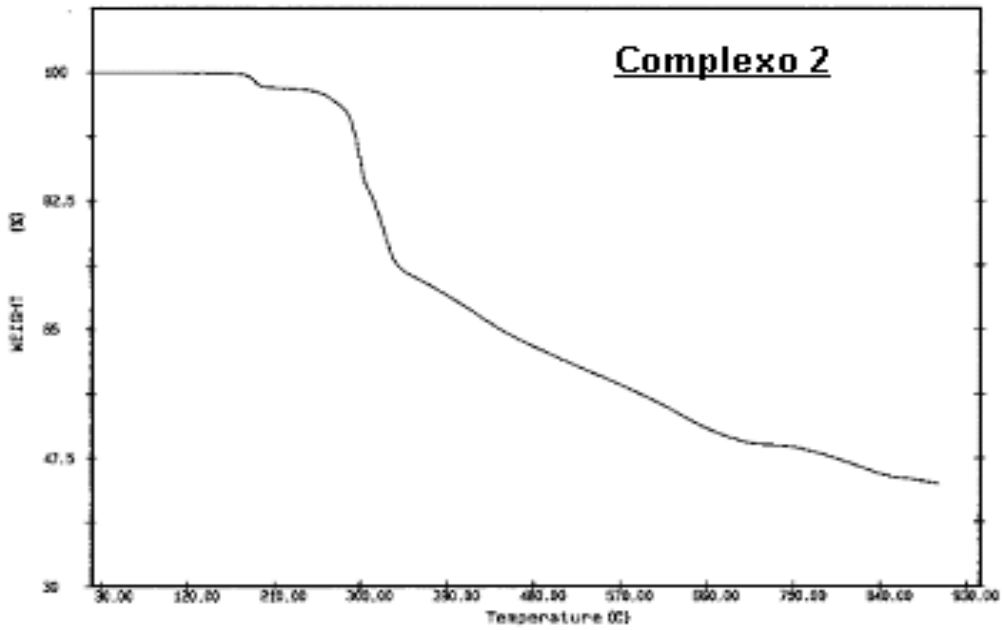
1 A - Ácido guanidoacético



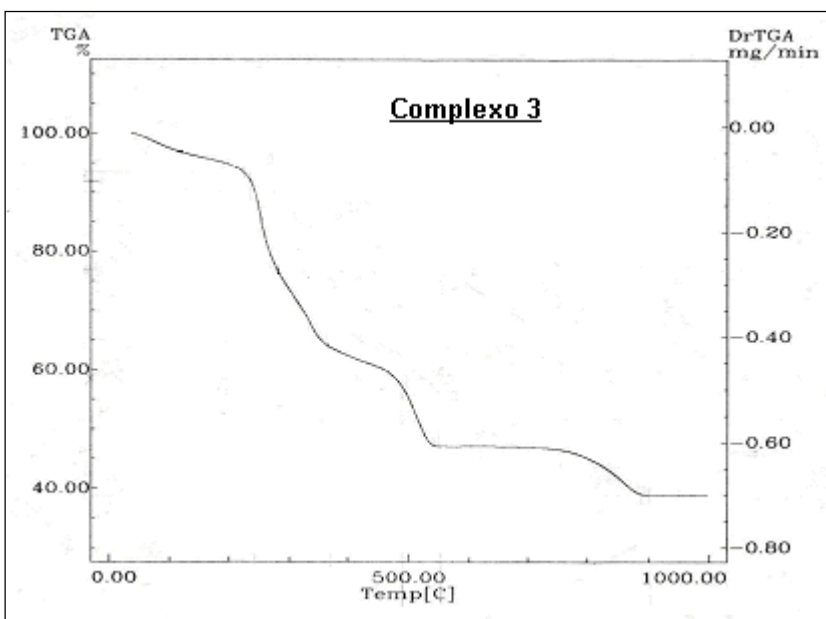
2 A – Complexo 1



3 A – Complexo 2



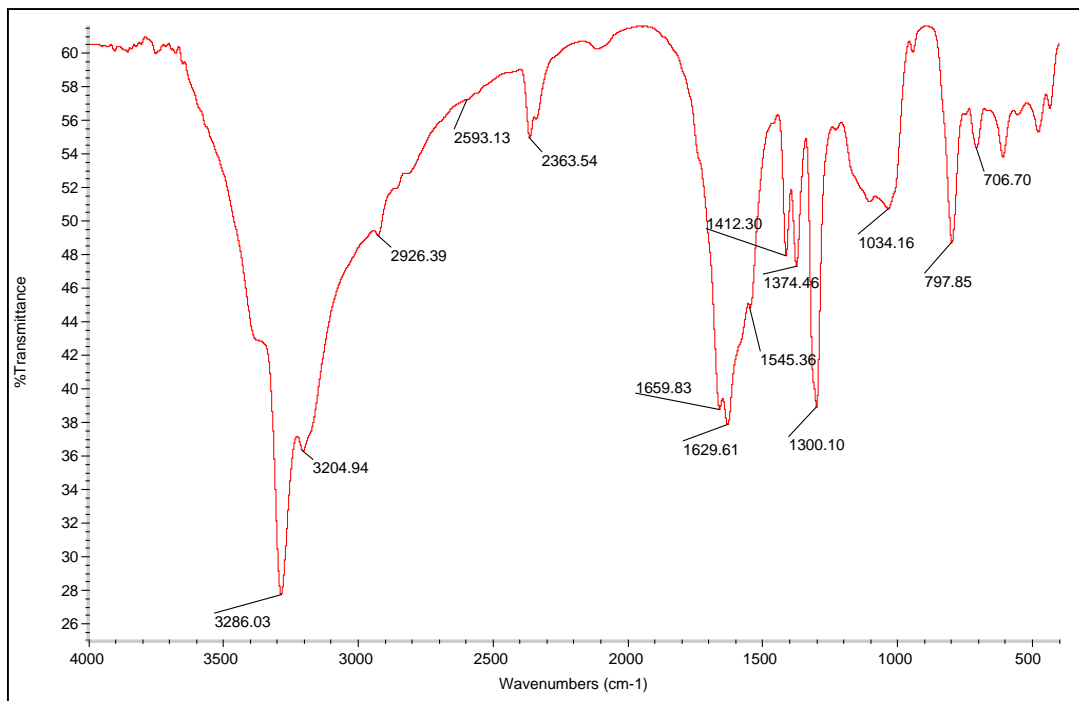
4 A – Complexo 3



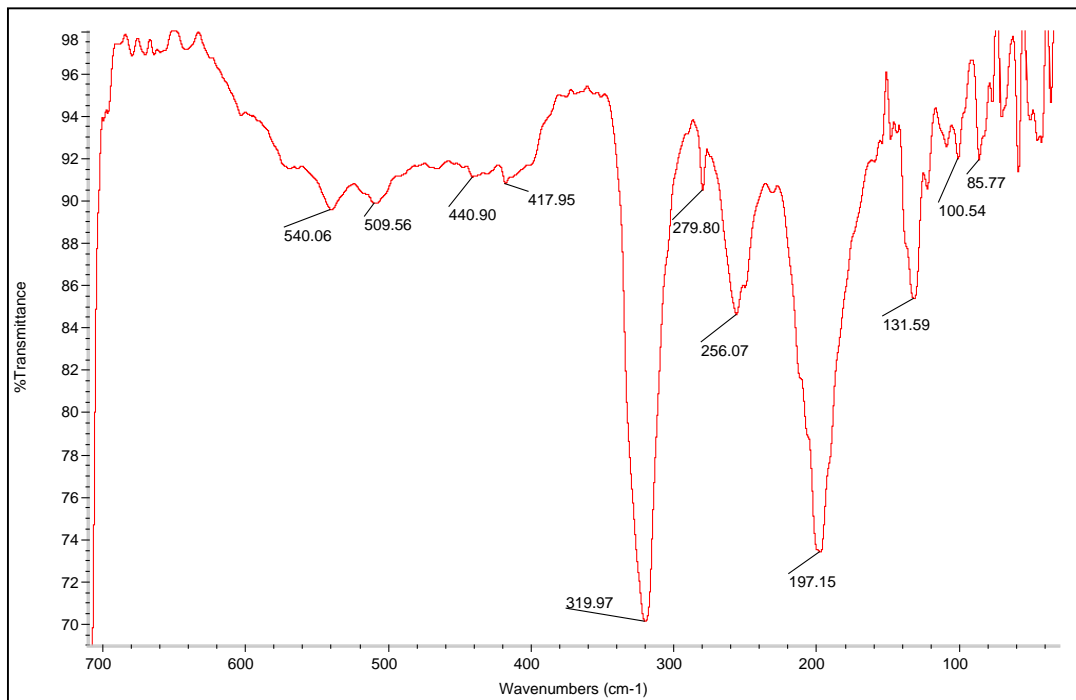
14 ANEXO B

Espectros de infravermelho obtidos com Espectrômetro de Infravermelho Perkin Elmer FT-IR 2000 . Para a região de 4000 a 370 cm^{-1} foram utilizadas pastilhas de KBr, e para a região de 570 a 30 cm^{-1} , pastilhas de polietileno.

1 B – Cisplatina

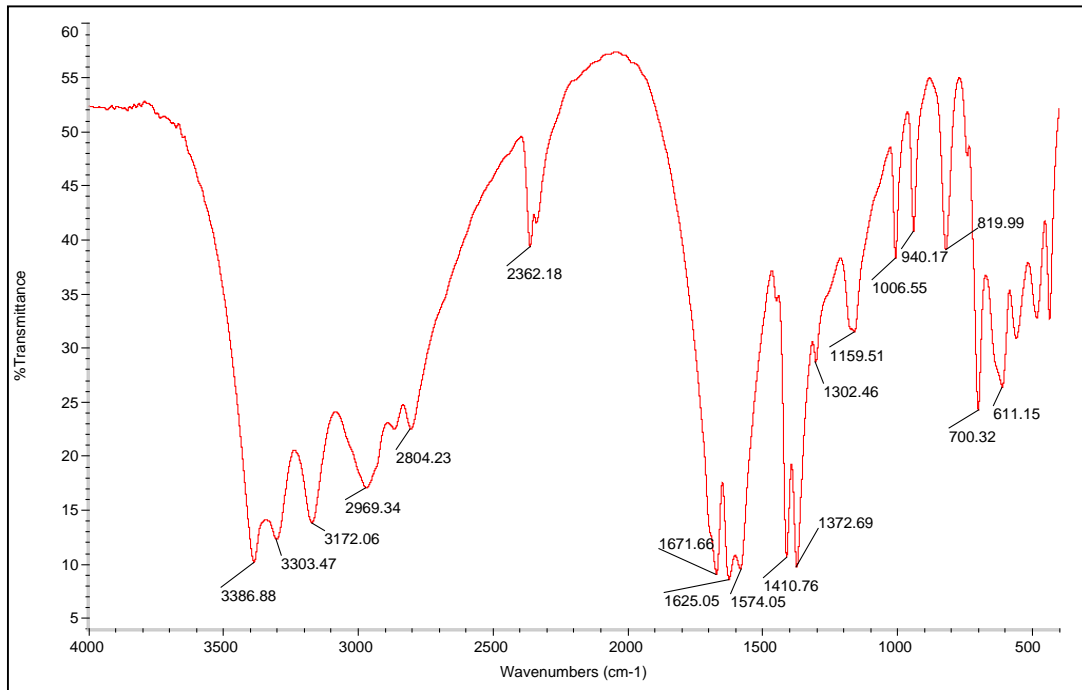


Espectro de IR obtido com pastilhas de KBr

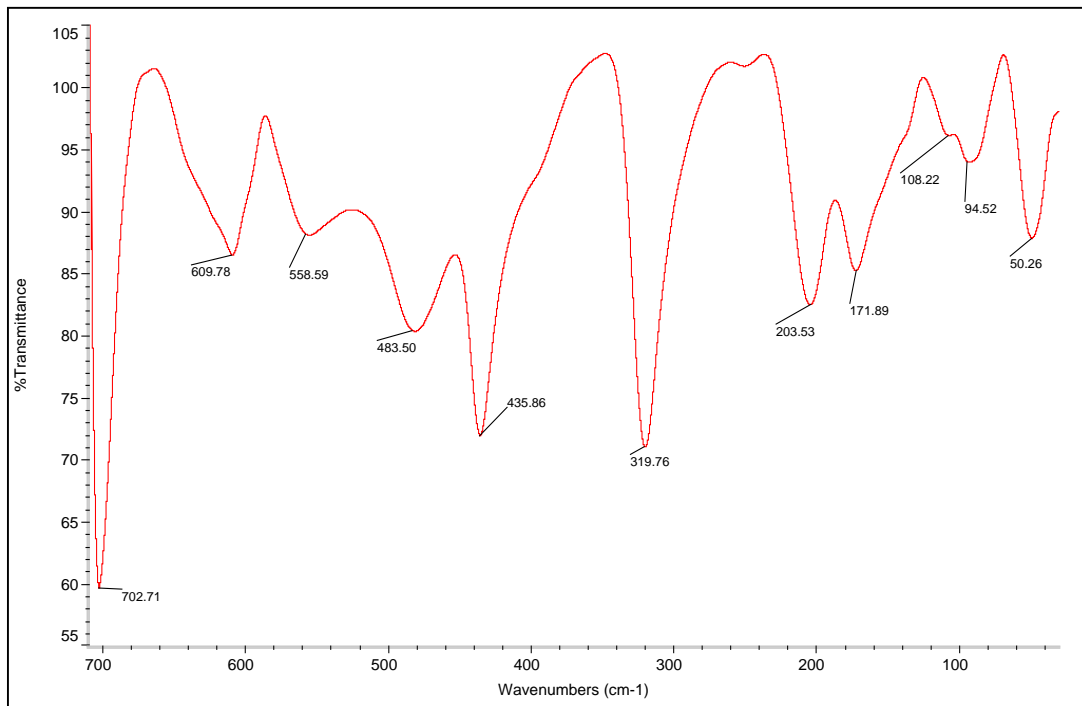


Espectro de IR obtido com pastilhas de polietileno

2 B – Ácido Guanidoacético

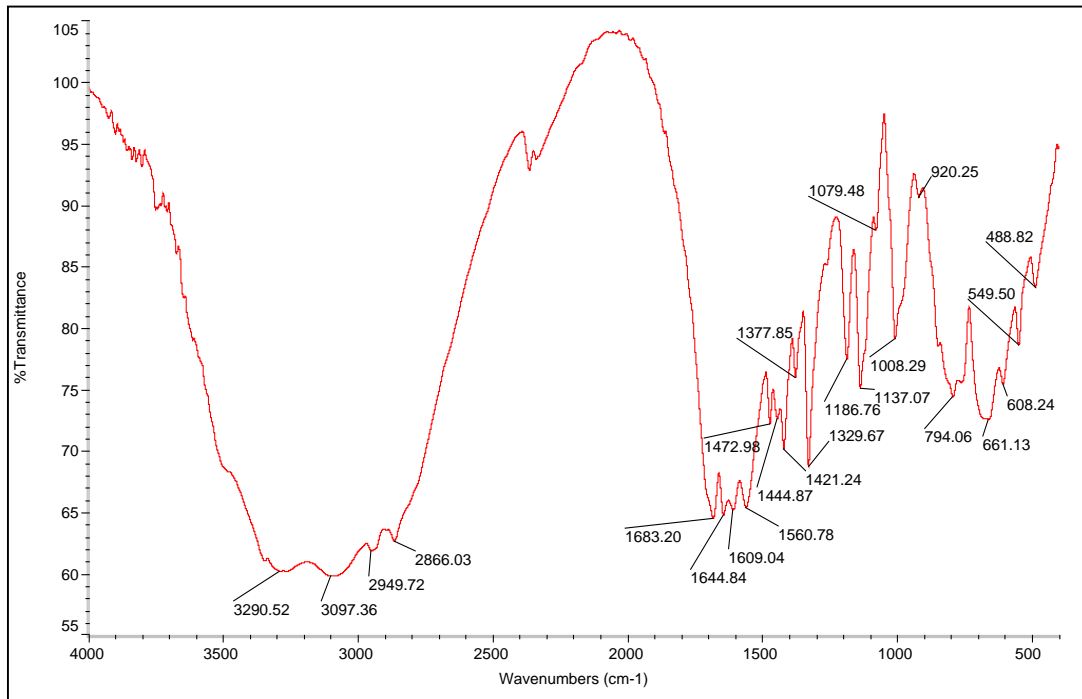


Espectro de IR obtido com pastilhas de KBr

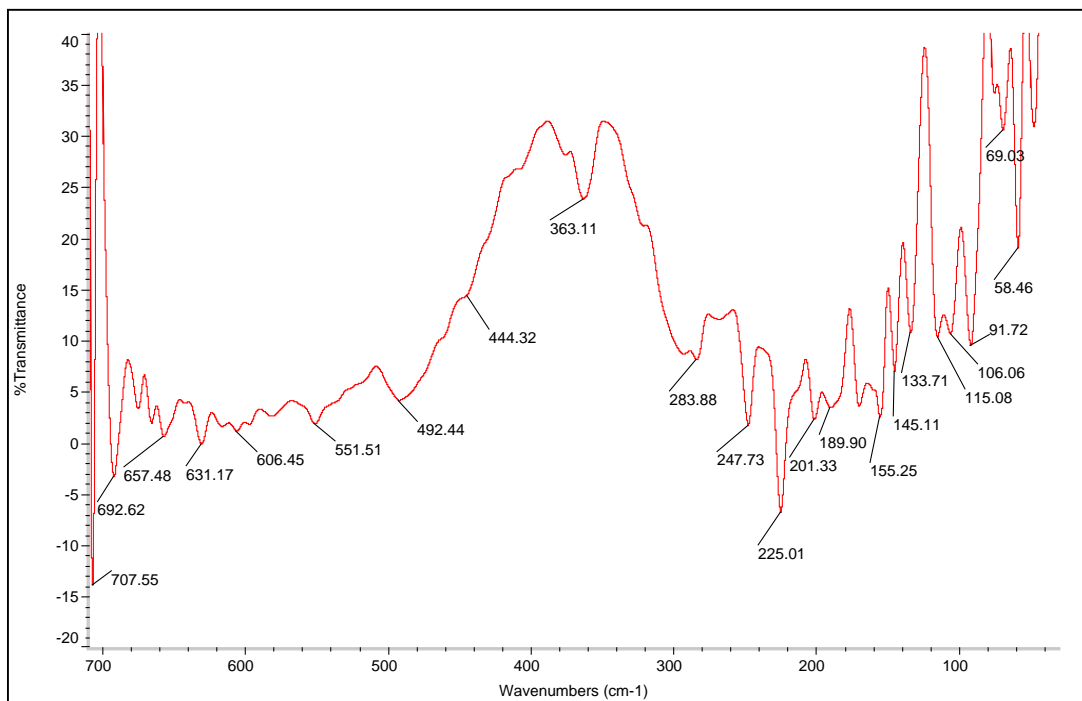


Espectro de IR obtido com pastilhas de polietileno

3 B – Arginina

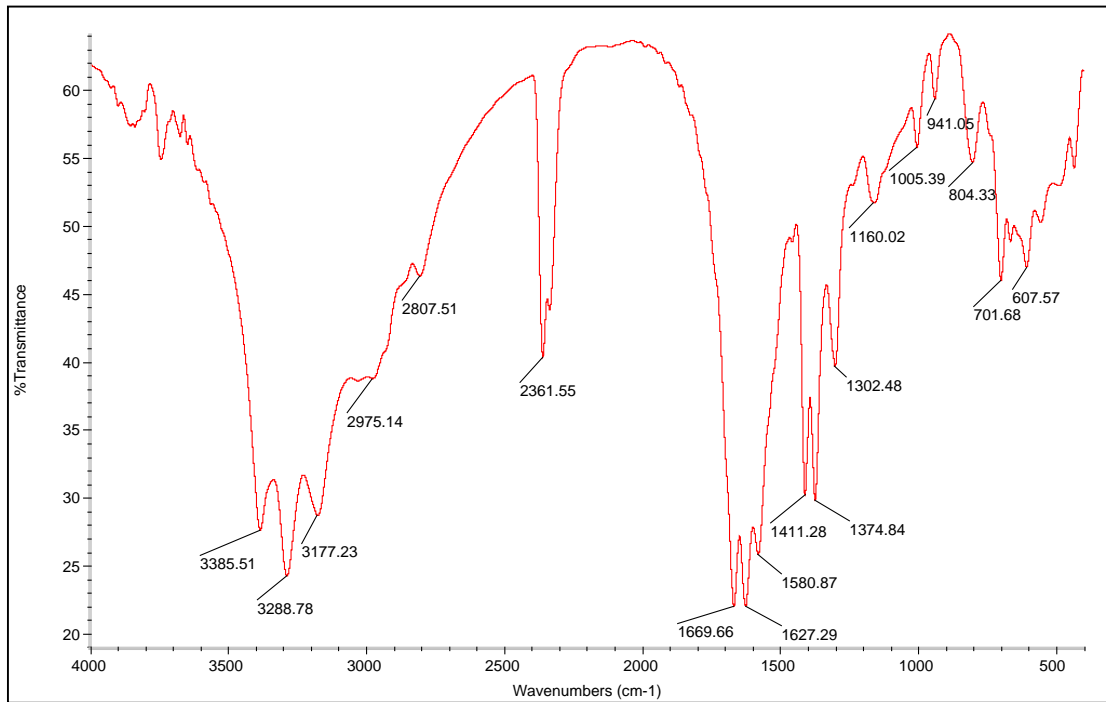


Espectro de IR obtido com pastilhas de KBr

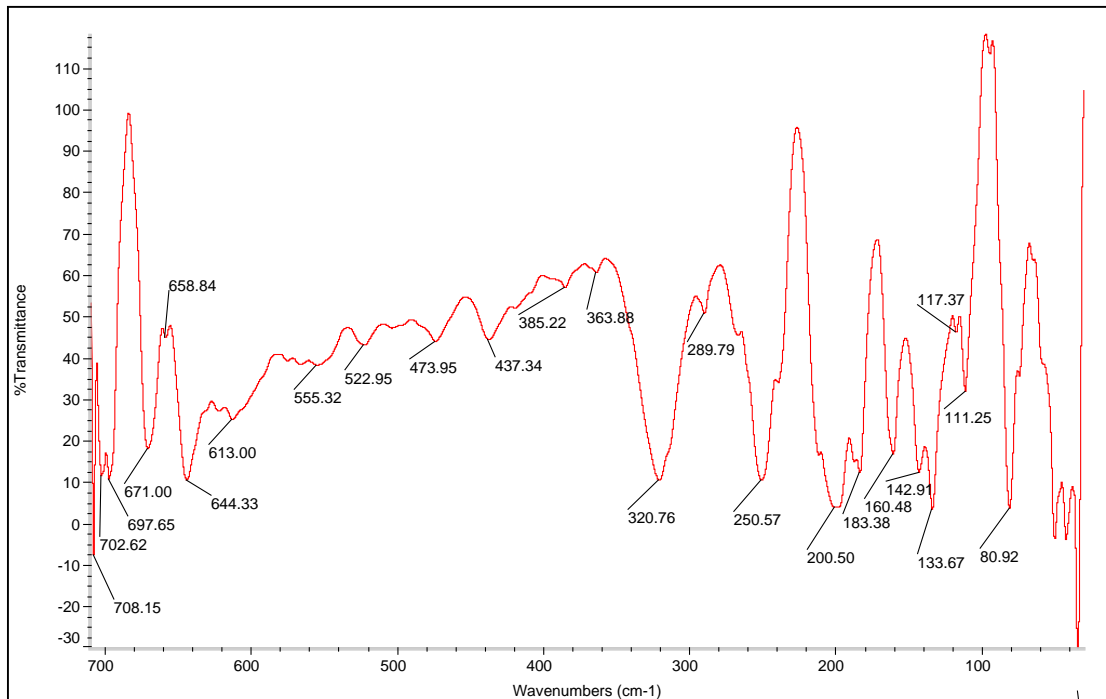


Espectro de IR obtido com pastilhas de polietileno

4 B – Complexo 1

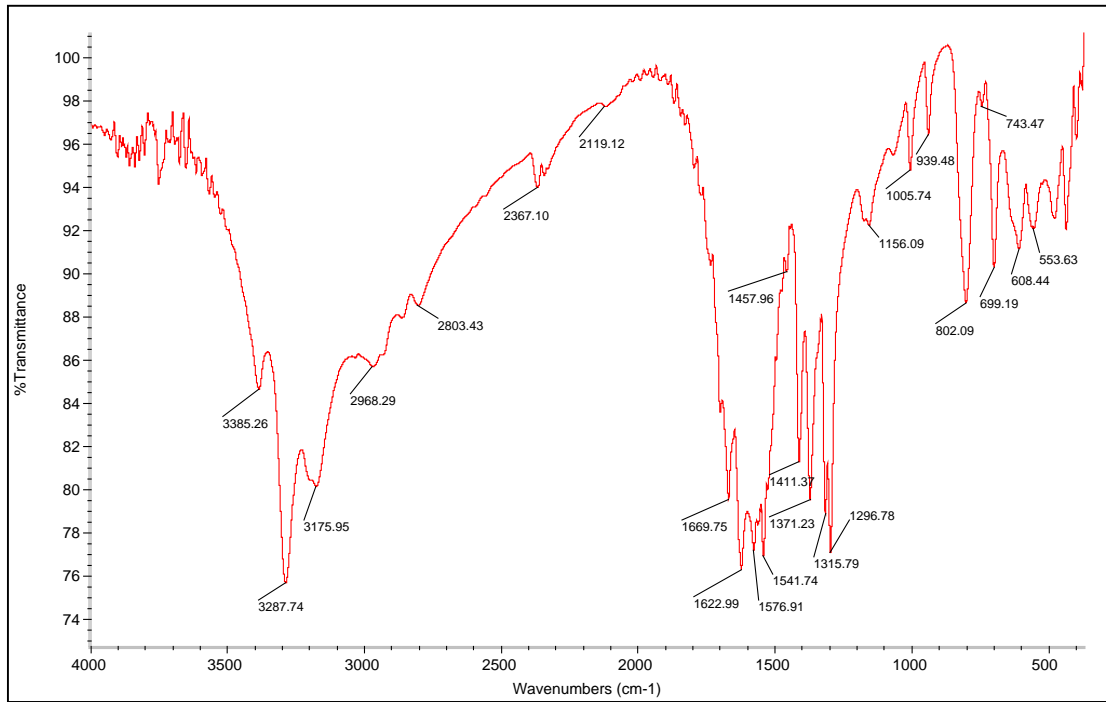


Espectro de IR obtido com pastilhas de KBr

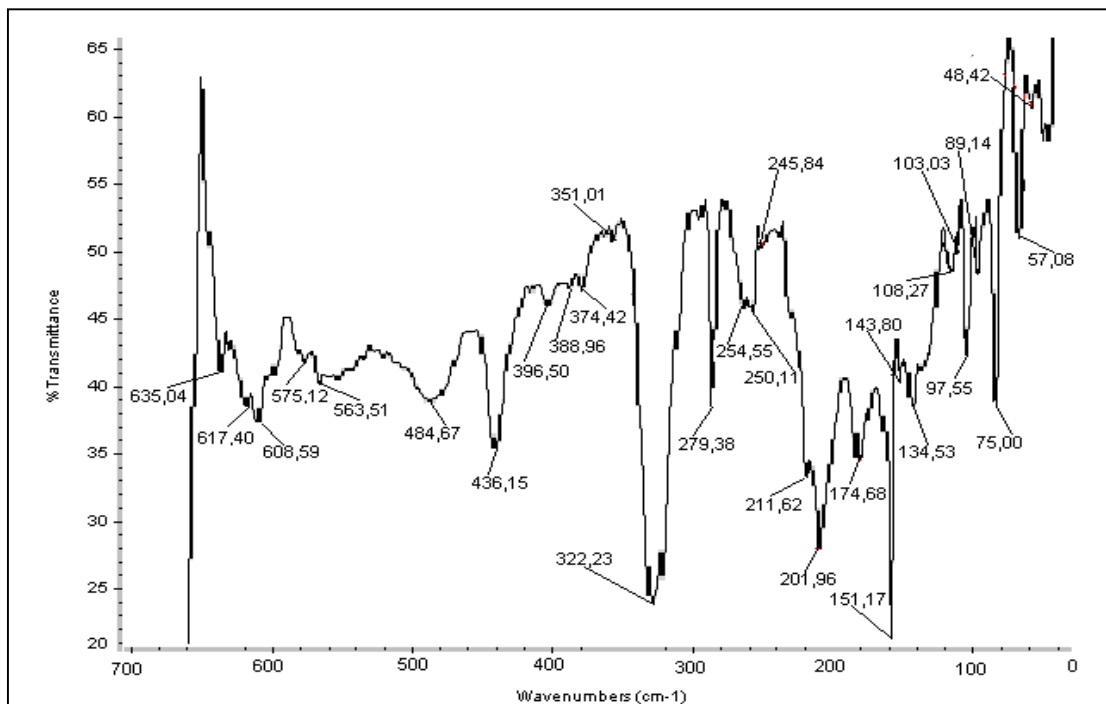


Espectro de IR obtido com pastilhas de polietileno

5 B – Complexo 2

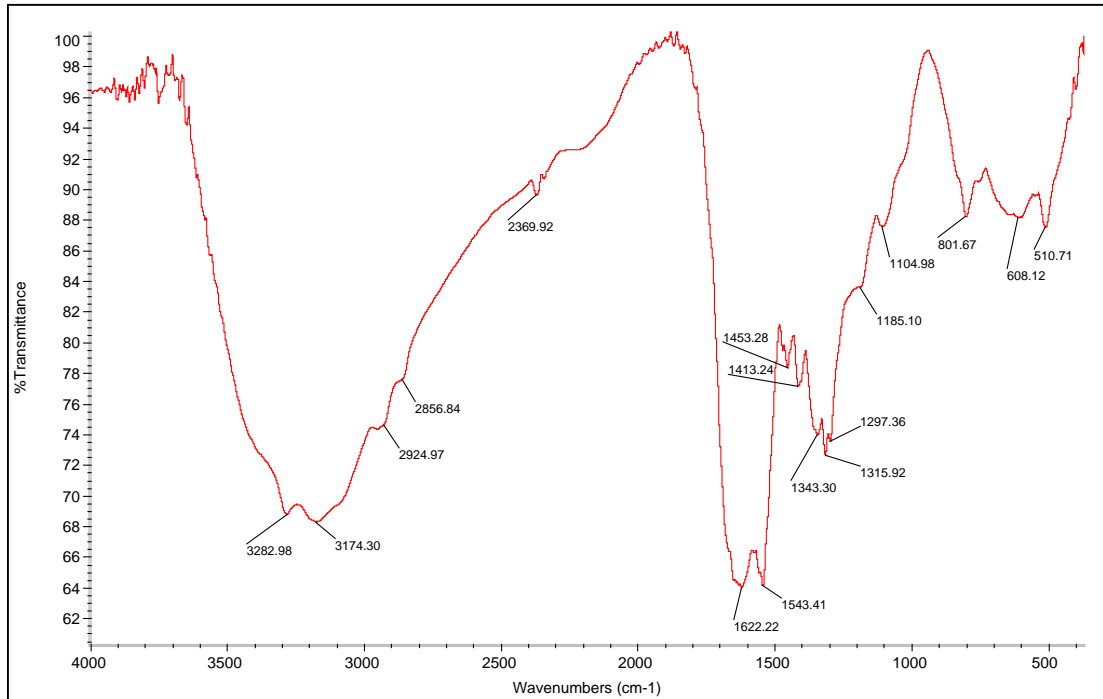


Espectro de IR obtido com pastilhas de KBr

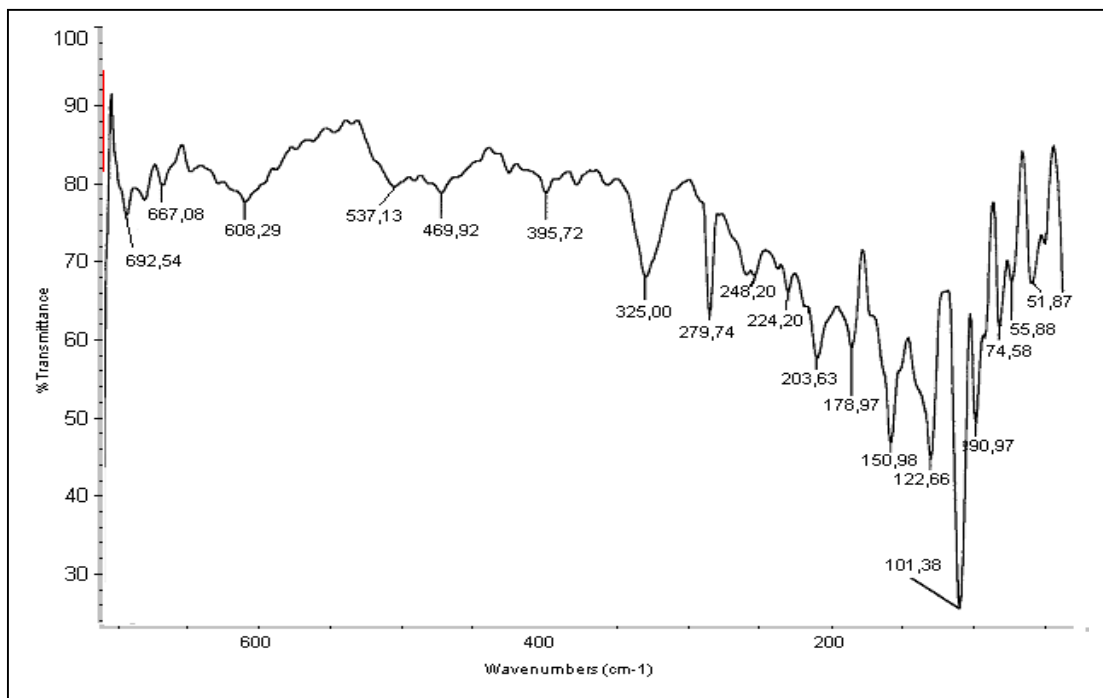


Espectro de IR obtido com pastilhas de polietileno

6 B – Complexo 3

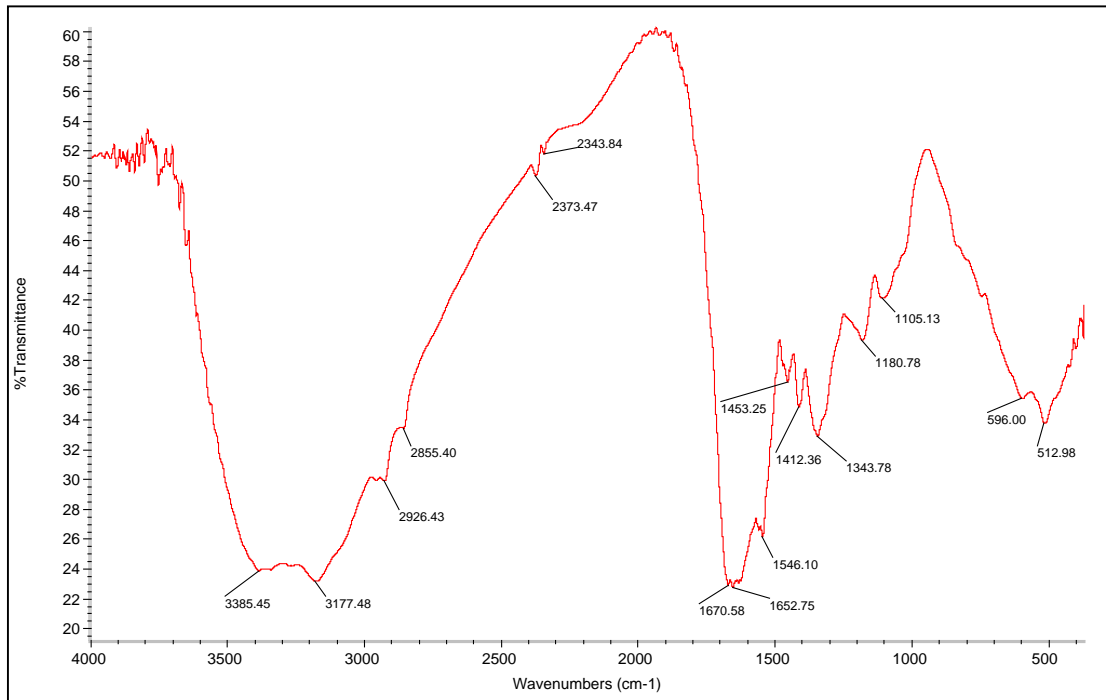


Espectro de IR obtido com pastilhas de KBr

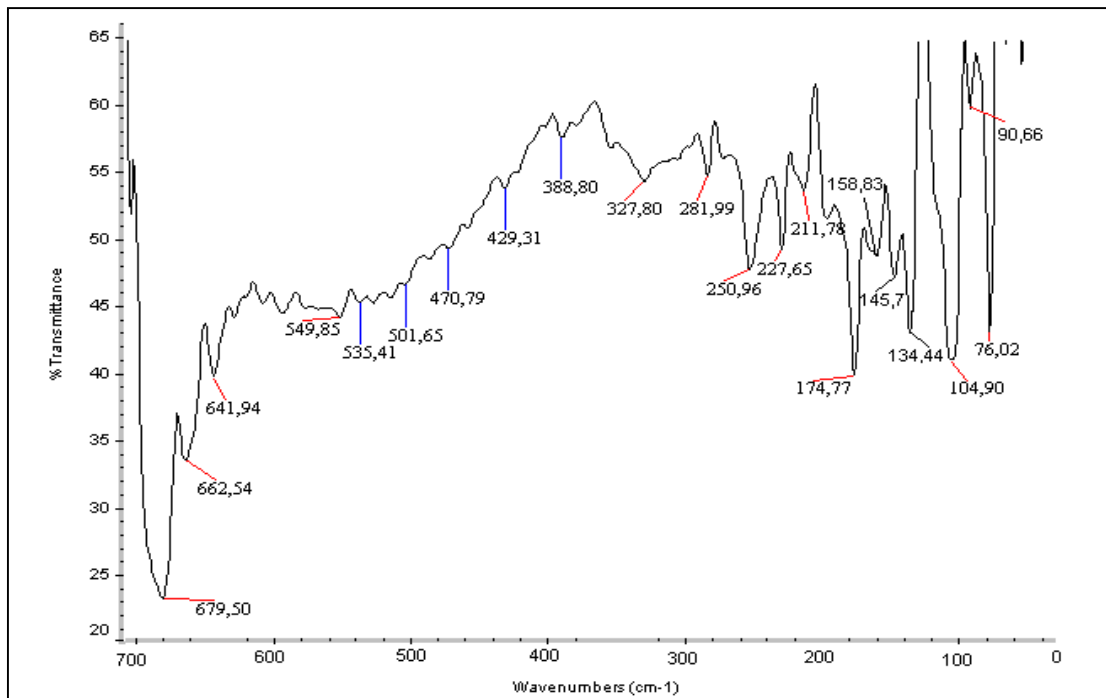


Espectro de IR obtido com pastilhas de polietileno

7 B – Complexo 4



Espectro de IR obtido com pastilhas de KBr



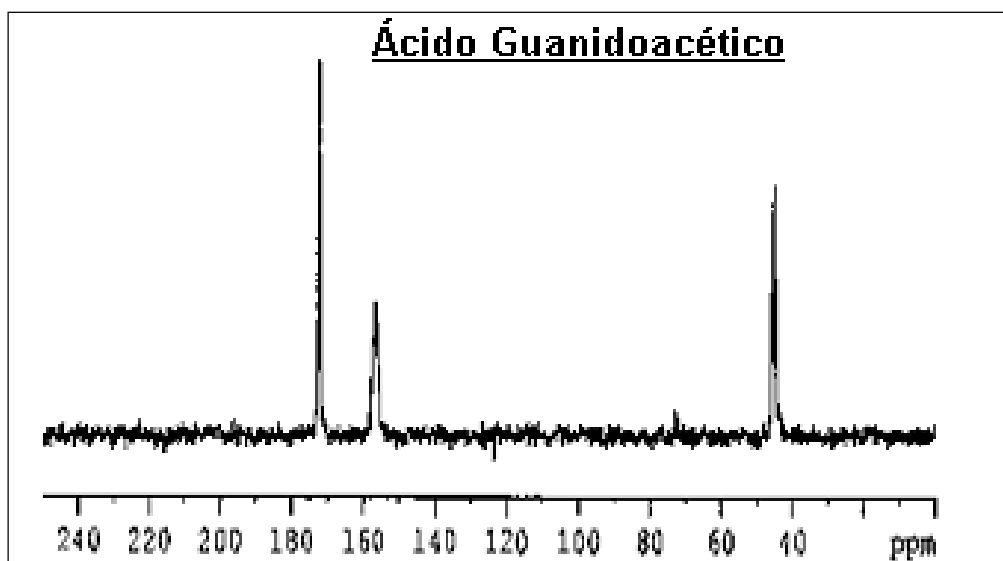
Espectro de IR obtido com pastilhas de KBr

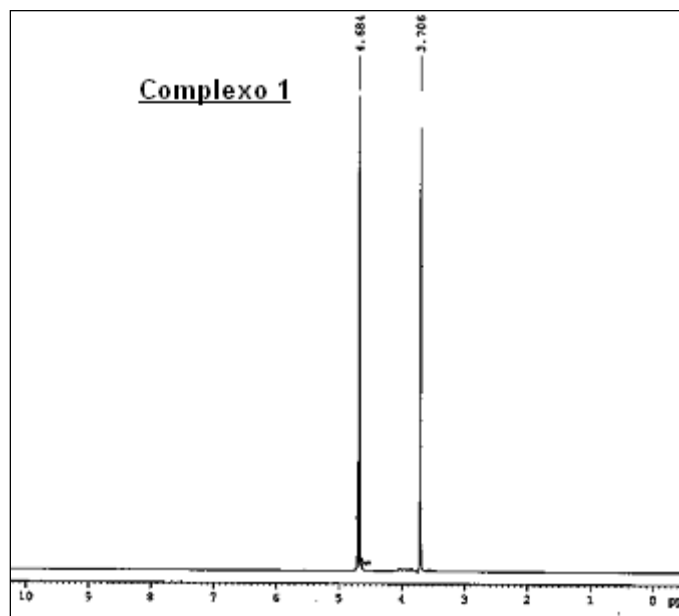
15 ANEXO C

Espectros de RMN ^1H e ^{13}C obtidos utilizando um espectrômetro Brucker Avance – 500 MHz, utilizando como solvente água deuterada (D_2O).

1- C - Ácido Guanido acético

RMN ^{13}C



2 C – Complexo 1**RMN¹H****RMN¹³C**