

Referências bibliográficas

ABRAMSON, LEE W; LEE, THOMAS; SHARMA, SUNIL; BOYCE, GLENN M.; **Slope stability and stabilization methods.** 6 (6.12) pp 408-412. 1996.

BISHOP, A.W. **The use of the slip circle in the stability analysis of slopes.** Géotechnique, Vol. 5. 1955.

BRAJA, M. DAS; **Principles of soil dynamics,** PWS-Kent Publishing Company. 1993.

CAÑARI SANCHEZ, MARIELLA GEOVANNA; **Análisis de estabilidad de taludes de la Costa verde.** Dissertação de Mestrado (Universidad Nacional de Ingeniería – Peru). 2001.

CHING, R.K.H.; FREDLUND, D.G. **Some difficulties associated with the limit equilibrium method of slices.** Canadian Geotechnical Journal, Vol. 20, No. 4.1983.

CHUGH, A. K. **Slope stability analysis for earthquakes,** Int. Journal for Numerical and Analytical Methods in Geomechanics, 6(3):307-322. 1982.

CLOUGH, R. W.; WOODWARD, R. J. **Analysis of embankment stresses and deformations.** Journal of the Soil Mechanics and Foundations Division. pp. 529 – 549. 1967.

CONTE, E.; DENTE, G. **An analytical solution for Newmark's sliding block.** Soils and Foundations, 29(3): 152-156. 1989.

DONALD, I. B; GIAM, S. K. **Determination of critical surfaces for slopes via stress-strain calculations.** Proceedings 5th Australia - New Zealand Conference on Geomechanics, pp. 461-464. 1988.

FARIAS, M. M. **Distinção entre erro numérico e ruptura física em análises de elementos finitos aplicados a problemas de mecânica dos solos.** XV Congresso Ibero Latino-Americano sobre Métodos Computacionais em Engenharia, Belo Horizonte-MG. Anais do XV Congresso Ibero Latino-Americano sobre Métodos Computacionais em Engenharia. v.1. p.56 – 71. 1994.

FELLENIUS, W. **Erdstatische Berechnungen.** revised edition, W Ernst u. Sons, Berlin. 1927.

GAZETAS, G. **Shear vibration of vertically inhomogeneous earth dams.** Int. Journal for Numerical and Analytical Methods in Geomechanics, 6(2): 219-241. 1982.

GIAM, S. K.; DONALD, I. B. **Determination of critical surfaces for slopes via stress-strain calculations.** Proc., Fifth Australia - New Zealand Conference on Geomechanics, pp461-464.1988.

HUANG, C.; TATSUOKA, F.; MORIMOTO, T.; OKAHARA, M. **Discussion on the Paper by Graham et al.** Canadian Geotechnical Journal, Vol.26, No.4, pp.748-755. 1989.

HYNES-GRIFFIN, M. E.; FRANKLIN, A. G. **Rationalizing the seismic coefficient method.** Miscellaneous Paper GL-84-13, U.S. Army Engineer Waterways Experiment Station, Vicksburg, MS. 1983.

INSTITUTO TECNOLÓGICO GEOMINERO DE ESPAÑA, **Manual de Ingeniería de Taludes.** 1986.

ISHIHARA, K. **Stability of natural deposits during earthquakes.** International Conference on Soil Mechanics and Foundation Eng., 11(1): 321-376. 1985.

JANBU, NILMAR. **Discussion of paper "Dimensionless parameters for homogeneous earth slopes.** Journal of the Soil Mechanics and Foundations Division, ASCE, Vol. 93, No. SM6, pp. 367-374. 1968.

KIKUSAWA, M. **Seismic stability analysis of rockfill dams.** Géotechnique, 40(2): 201-210. 1990.

KOPPULA, S. D; **Pseudo-static analysis of clay slopes subjected to earthquakes.** Géotechnique vol.34, pp. 71-79. 1984.

KULHAWY, F. H. **Finite element analysis of the behavior of embankments.** Ph.D. thesis, University of California, Berkley, CL, USA. 1969.

LA ROCHELLE, P; MARSAL, R. J. **Slope stability – general report.** International Conference on Soil Mechanics and Foundation Eng., 10(4):485-508. 1981.

LEMONS, L.J.L.; COELHO, P.A.L.F. **Displacements of slopes under earthquake loading.** 2nd International Conference of Recent Advances in Geotechnical Earthquake Engineering and Soil Dynamics, St. Louis, MO., Vol. 2, pp. 1051-1056.1991.

LESHCHINSKY, D.; SAN, K. C. **Pseudostatic seismic stability of slopes: design charts.** ASCE Journal of Geotechnical Engineering, 120(9): 1514-1532. 1994.

LING, H. I.; LESHCHINSKY, D. **Seismic performance of simple slopes.** Soils and Foundations, 35(2):85-94. 1995.

LOPES-CACALLERO, F.; MODARESSI, A. **Evaluation of seismic slope stability using a non-linear soil behavior.** Computer Methods and Advances in Geomechanics, pp 1611. 2001.

MAJUMDAR, D. K. **Stability of soil slopes under horizontal earthquake force.** Technical Notes, pp. 84-89. 1971.

MARCUSON, W. F.; FRANKLIN, A. G. **Evaluation and use of residual strength in seismic safety analysis of embankments.** *Earthquake Spectra*, 6(3), pp. 529-572. 1983.

MARTIN, G. R. **Evaluation of soil properties for seismic stability analyses of slopes.** Stability and Performance of Slopes and Embankments-II, ASCE GSP 31: 116-142. 1992.

MORGENSTERN, N. R.; PRICE, V. E. **The analysis of the stability of general slip surfaces.** Technical Notes, pp. 79-93. 1965.

NAYLOR, D. J. **Finite elements in geotechnical engineering.** Swansea: Pineridge. 1982.

NEWMARK, N. M; **Effects of earthquakes on dams and embankments.** Fifth Rankine Lecture, vol2, pp.139-159. 1965.

PARRA MURRUGARRA, DENYS; **Modelagem numérica do comportamento estático e sísmico de barragens de terra.** Dissertação de Mestrado, PUC-Rio, 1996.

PRATER, Edward G. **Yield Acceleration for Seismic Stability of Slopes.** Technical Note, Journal of the Geotechnical Engineering Division, ASCE, Vol. 105, No. GT5, Maio, pp. 682 - 687. 1979.

ROCA ROJAS, MARIO; **Aplicação do método dos elementos finitos na análise da estabilidade de taludes em solo.** Dissertação de Mestrado, PUC-Rio, 1999.

SAN, K. C.; LESHCHINSKY, D. **Seismic slope stability analysis: pseudo-static generalized method.** Soils and Foundations, 34(2): 73-77. 1994.

SARMA S.H. **Critical acceleration versus static factor of safety instability analysis of earth dams and embankments.** Geotechnique24(4).1973.

SARMA S.H. **Stability analysis of embankments and slopes.** Géotechnique Engineering Div., An. Soc. Civ., Engnrs105 (GT 12). 1979.

SEED, H.B.; IDRIS, I. M.; **Simplified procedure for evaluating soil liquefaction potential.** Journal of the Soil Mechanics and Foundations Division, ASCE, vol. 97, No SM9, pp. 1249-1273. 1970.

SKEMPTON, A.W. **Slope stability of cuttings in brown London clay.** Proc. 9th Intl. Conf. Soil Mech. Found. Eng., Tokyo, vol. 3, pp. 261-270.1977.

SMITH, M.W. **Seismic stability of landfills.** M.S. Thesis, University of Washington, pp.179. 1995.

SPENCER, E. **Method of analysis of the stability of embankments assuming parallel inter-slice forces.** Géotechnique, 17(1): 11-26. 1967.

TAVENAS, F.; DIENE, M.; LEROUÉIL, S. **Analysis of the in situ constant-head permeability test in clays.** Canadian Geotechnical Journal, 27, pp. 305-314. 1990.

TAYLOR, D. W. **Stability of earth slopes.** J. Boston Soc. Civ. Eng, 24, pp.197-246. 1937.

TIKA-VASSILIKOS, T.E.; SARMA, S.K.; AMBRASEYS, N. **Seismic displacements on shear surfaces in cohesive soils**. Earthquake Engineering and Structural Dynamics, Vol. 22, pp. 709-721. 1993.

VALESKA BICALHO, KLITIA.; **Análise de estabilidade de encostas em materiais anisotrópicos utilizando o método de Sarma**. Dissertação de Mestrado, PUC-Rio, 1991.

VARDE, O. A., ANAGSTI, P., DE MELLO, V. F. B., AND MORGENSTERN, N. R. **Embankment dams and dam foundations**, International Conference on Soil Mechanics and foundation Engineering, vol. 4, pp. 2177-2226. 1989.

ZIENKIEWIEZ, O. C.; TAYLOR, R. L. **The finite element method**. Vol.1, McGraw-Hill.1975.

Consultas adicionais de material bibliográfico disponível na internet:

http://ingenieriageologica.iespana.es/ingenieriageologica/biblioteca/taludes_Arte_mio.Cuenca.pdf

http://www.costa-canada.ggl.ulaval.ca/Colgary_Paper/session20_11pdf.pdf

<http://www.usace.army.mil/inet/usace-docs/eng-tech-ltrs/et11110-1-185/c-2.pdf>

http://www.icc.es/pdf/bienni9900/sismologia/conginsis/catalan_et_al.pdf

<http://www.geohazard.cr.usgs.gov/pubs/ofr/98-113/ofr98-113.html>

<http://www.deq.state.mt.us/pcd/emb/tunnels/AppendixB.pdf>

<http://www.ce.berkeley.cdu/~pestana/cel6/9-show.pdf>

Apêndice

Neste apêndice estão ilustradas as posições das potenciais superfícies de ruptura, e dos correspondentes valores do fator de segurança, determinados pela aplicação do método dos elementos finitos (Plaxis v.8.2) na análise da estabilidade dinâmica dos taludes da Costa Verde, situados na cidade de Lima, Peru.

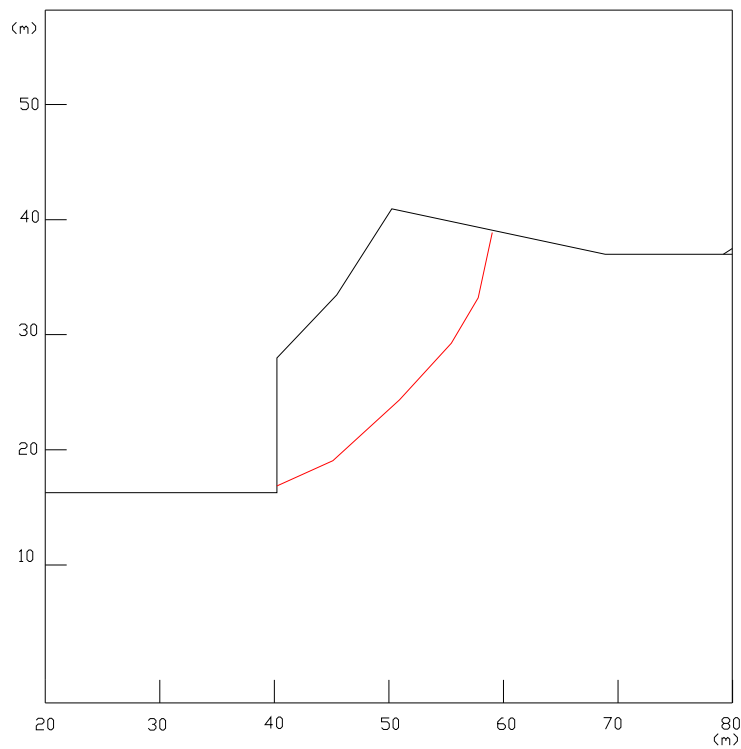


Figura A.1 - Perfil 1, FS = 1,20

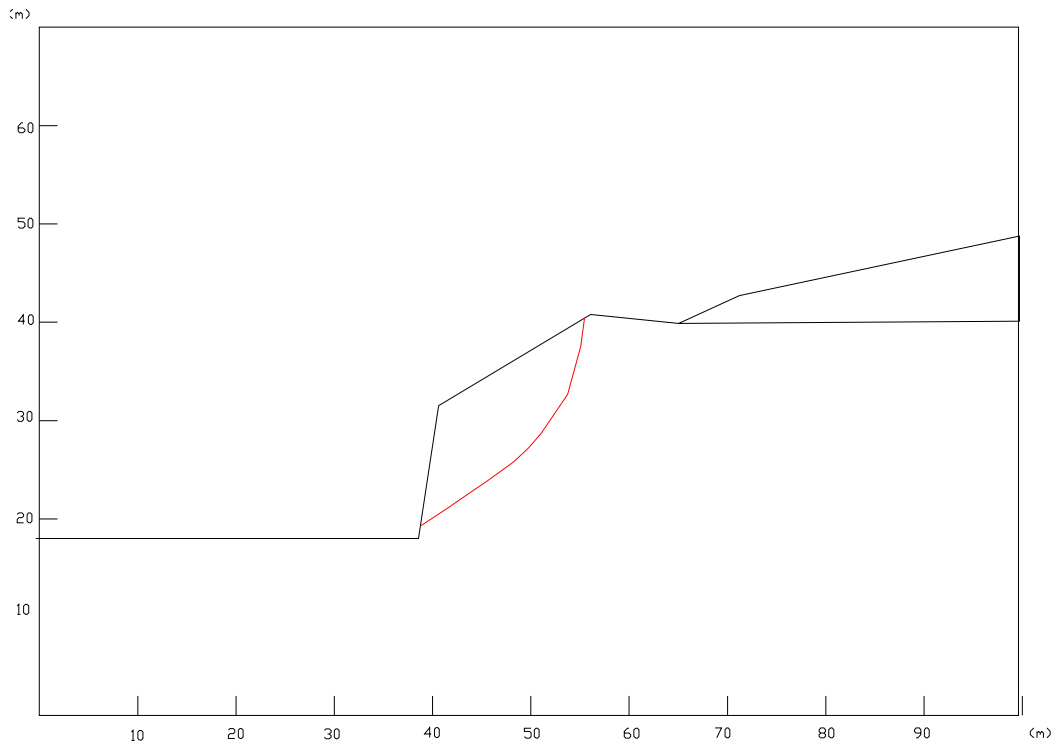


Figura A.2 - Perfil 2, FS = 1,37

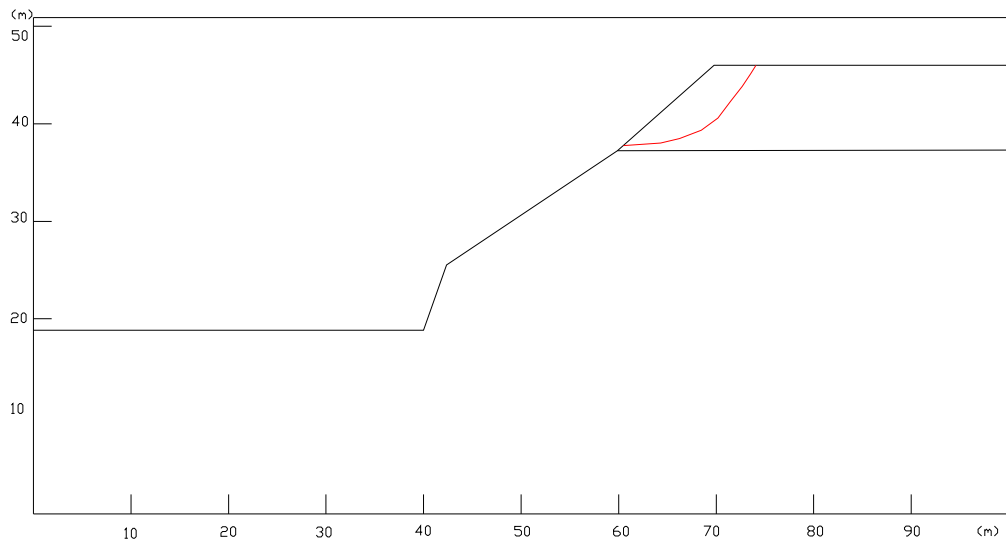


Figura A.3 - Perfil 3, FS = 1,23

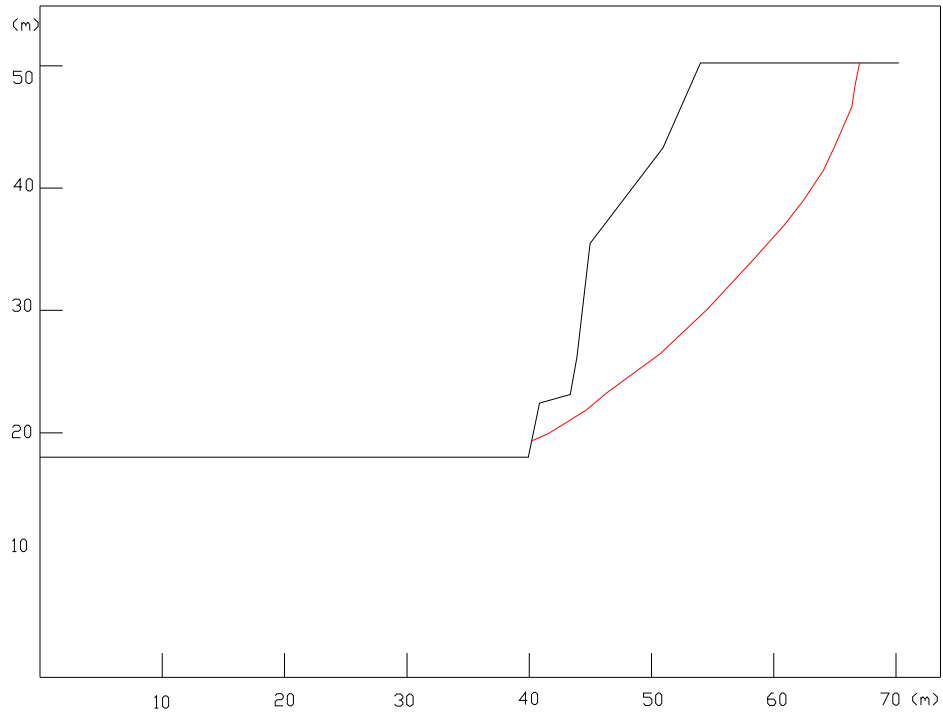


Figura A 4 - Perfil 4 , FS = 1,15

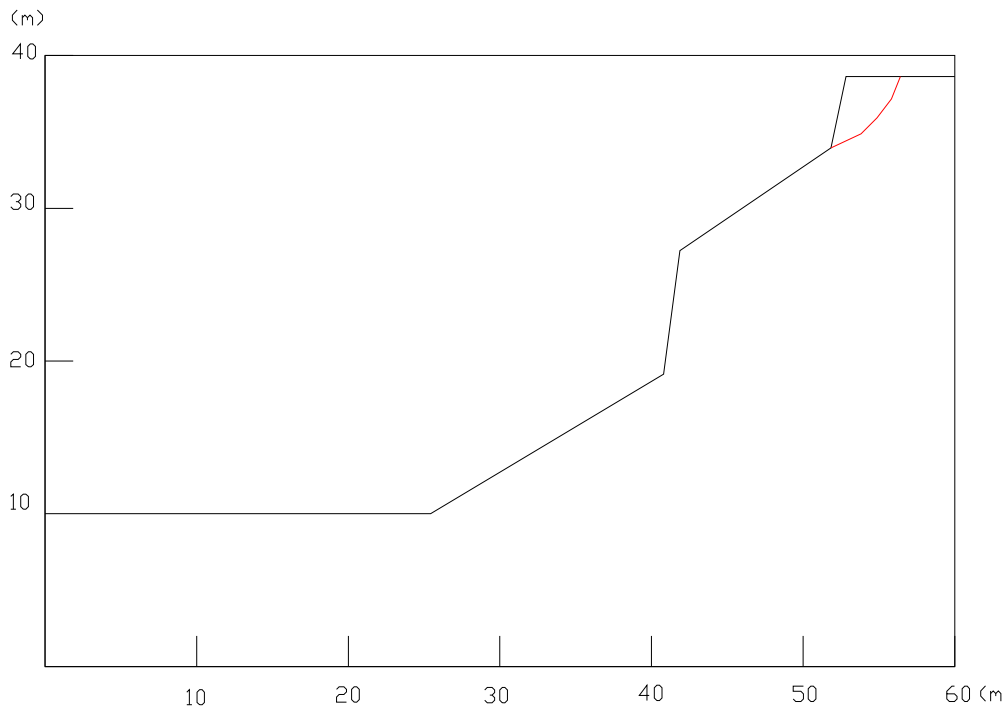


Figura A 5 - Perfil 5 , FS = 0,89

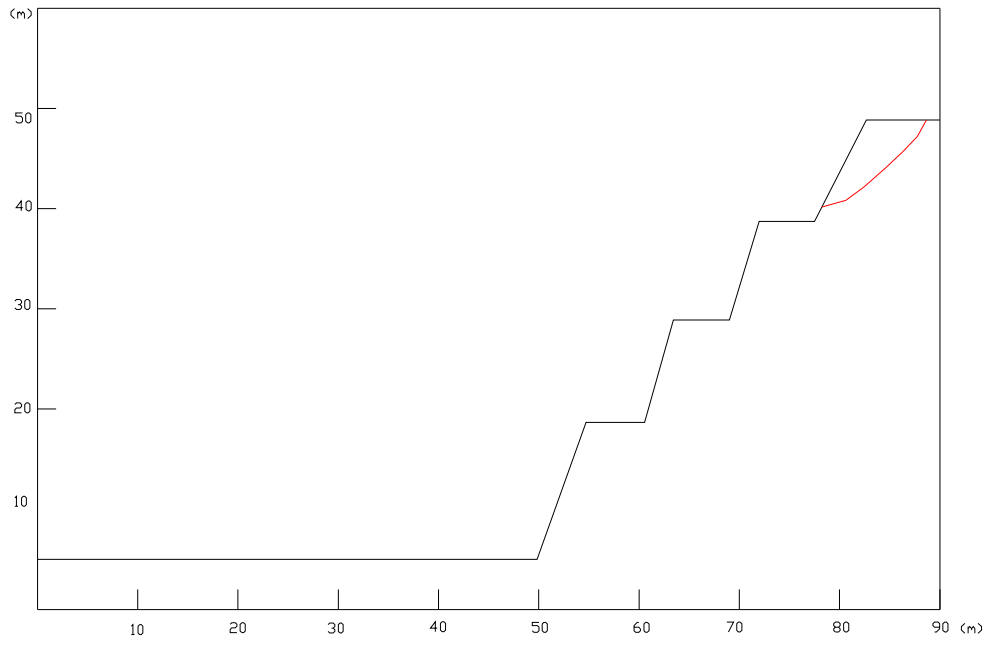


Figura A 6 - Perfil 6, FS = 0,75

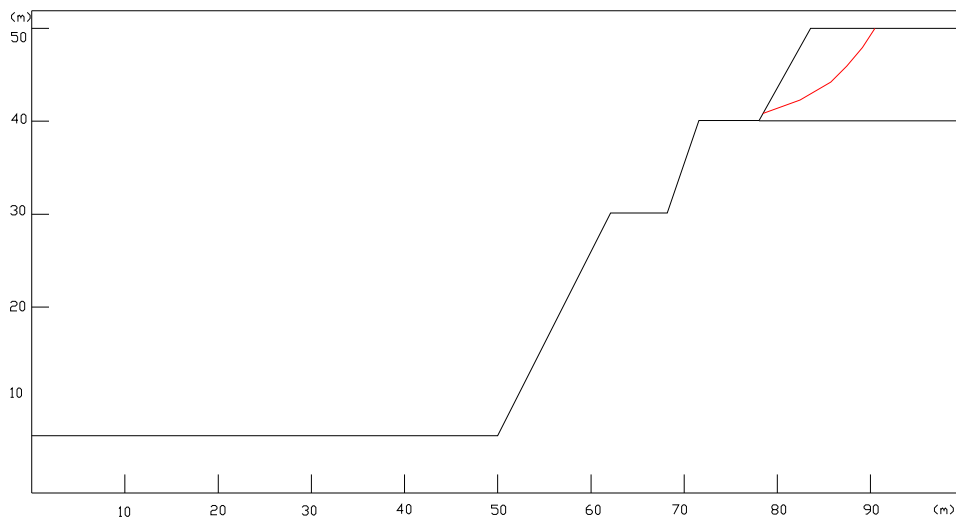


Figura A 7 – Perfil 7, FS = 0,78

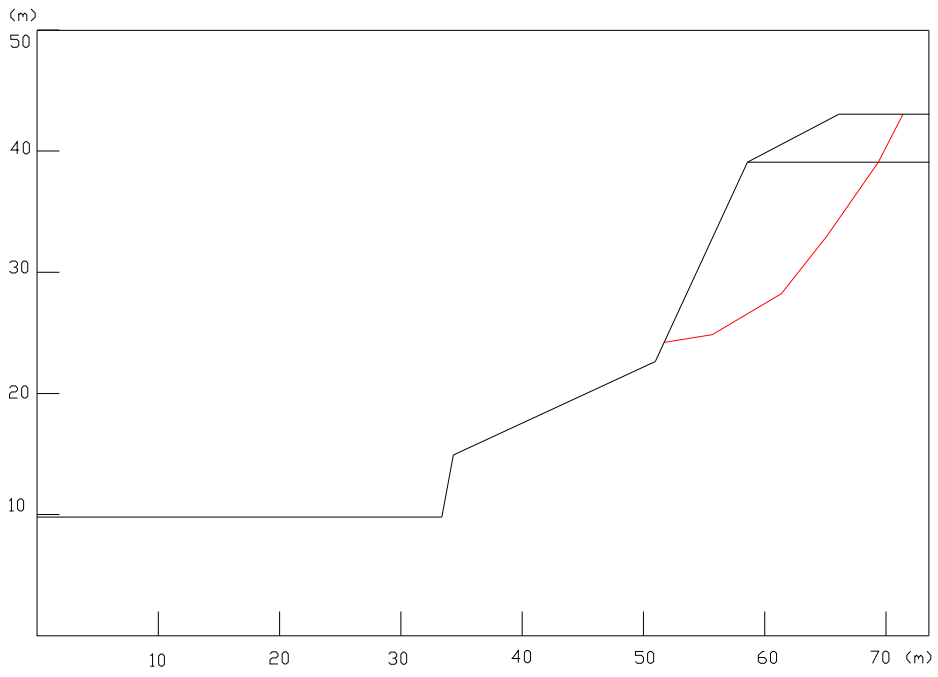


Figura A 8 - Perfil 8, FS = 1,80

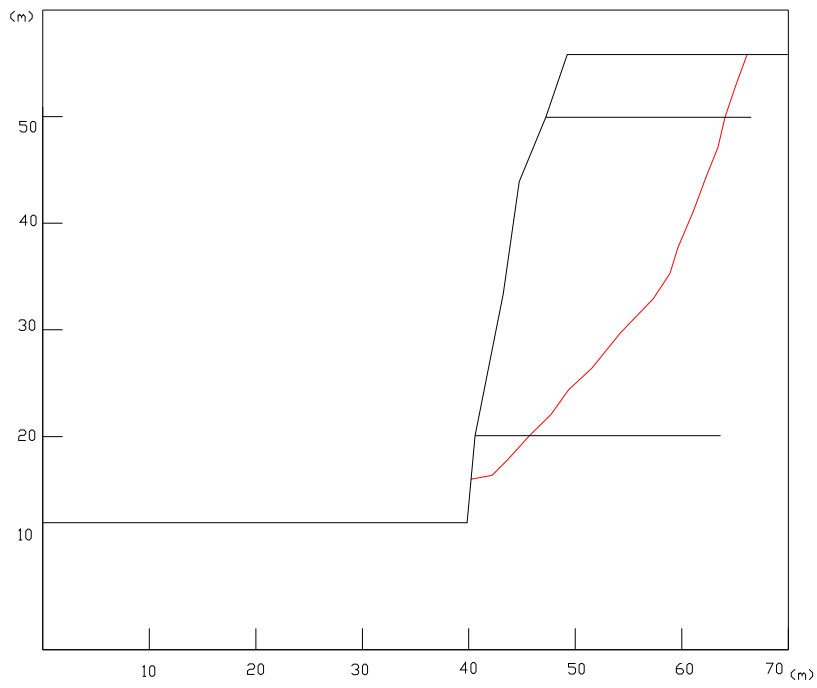


Figura A 9 - Perfil 9 , FS = 0,75

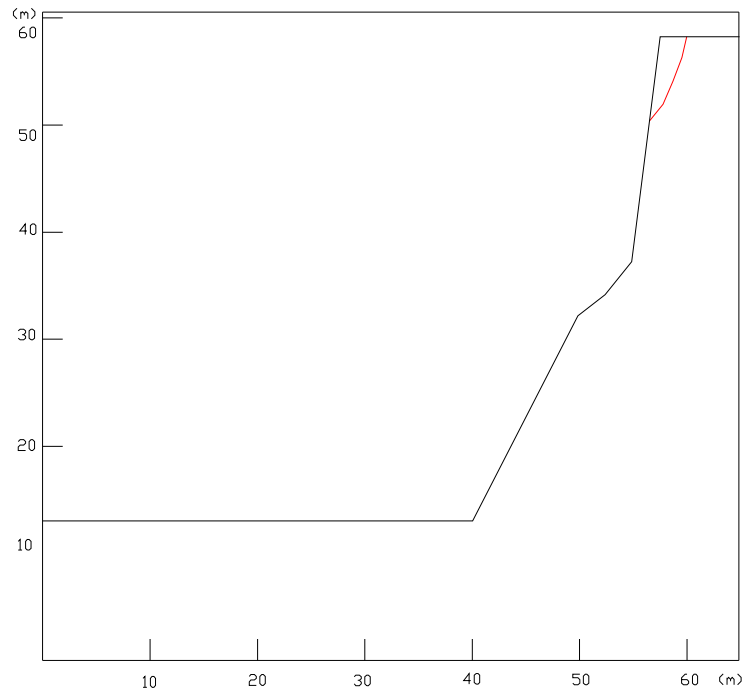


Figura A 10 - Perfil 10, FS = 0,68

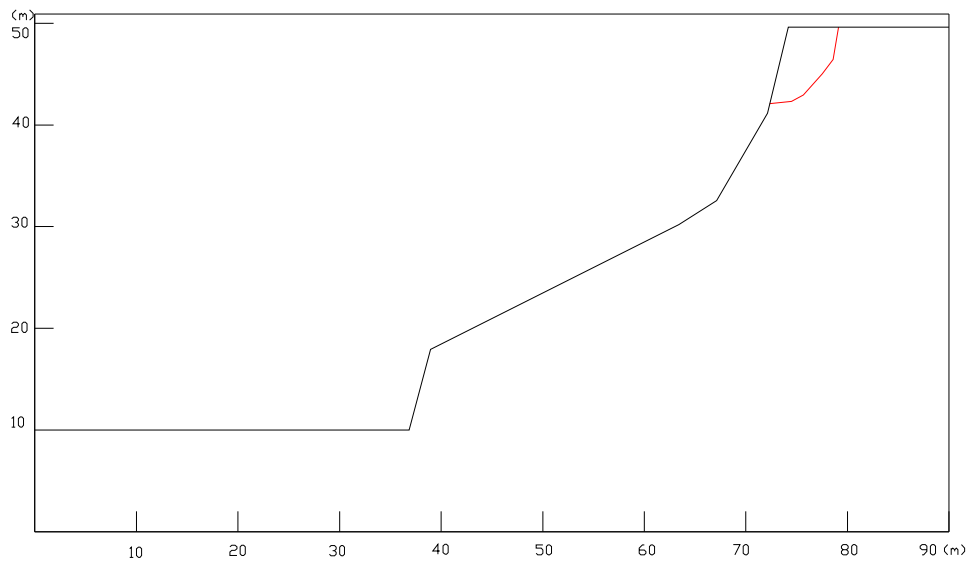


Figura A 11 - Perfil 11, FS = 0,68

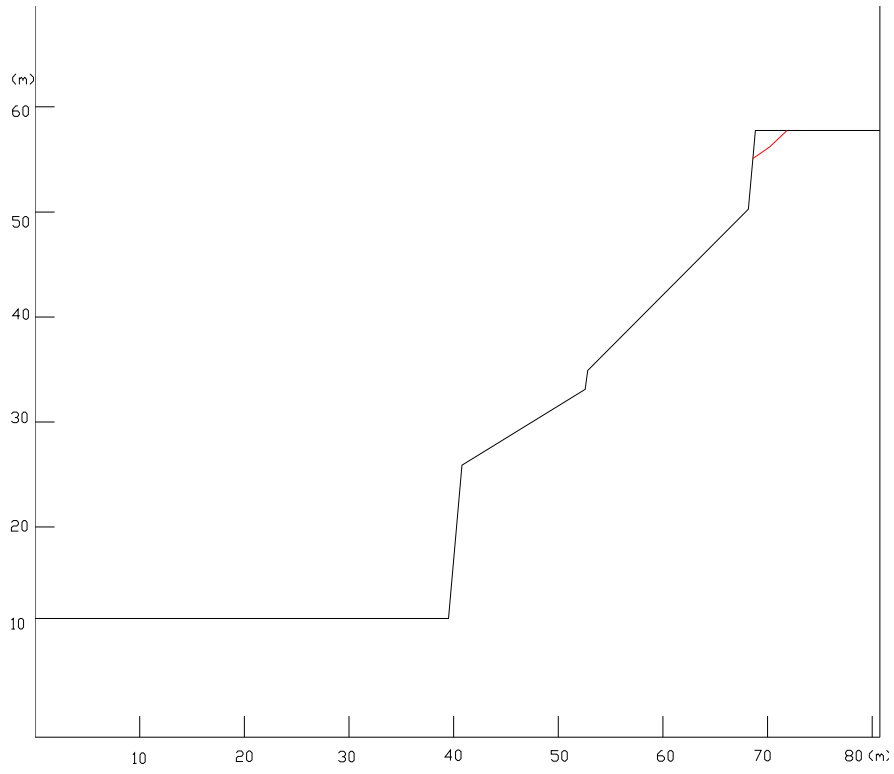


Figura A 12 - Perfil 12 , FS = 0,75

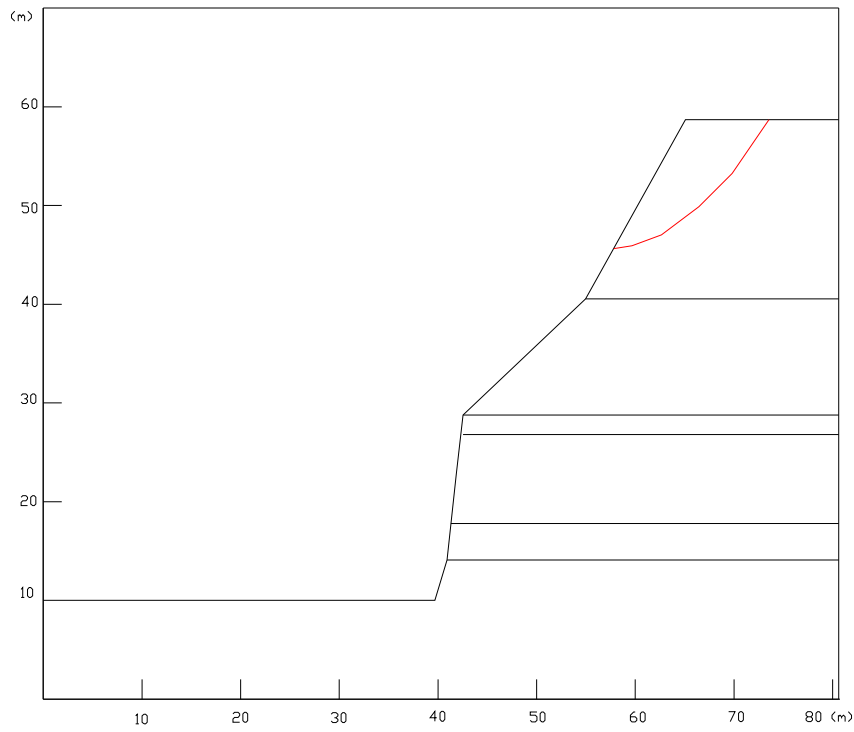


Figura A 13 - Perfil 13, FS = 0,62

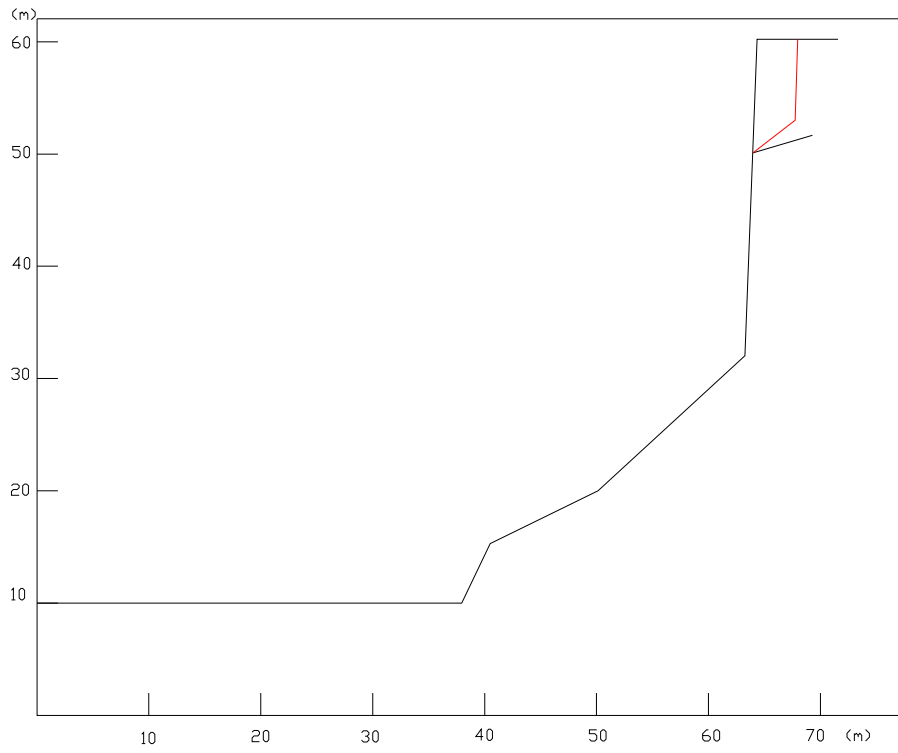


Figura A 14 - Perfil 14, FS = 0,80

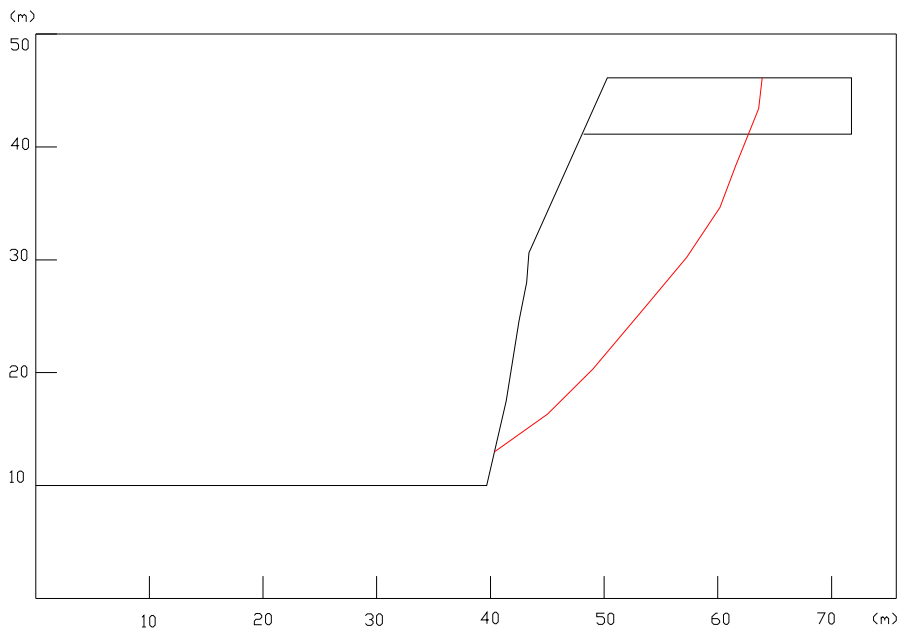


Figura A 15 - Perfil 15, FS = 0,93

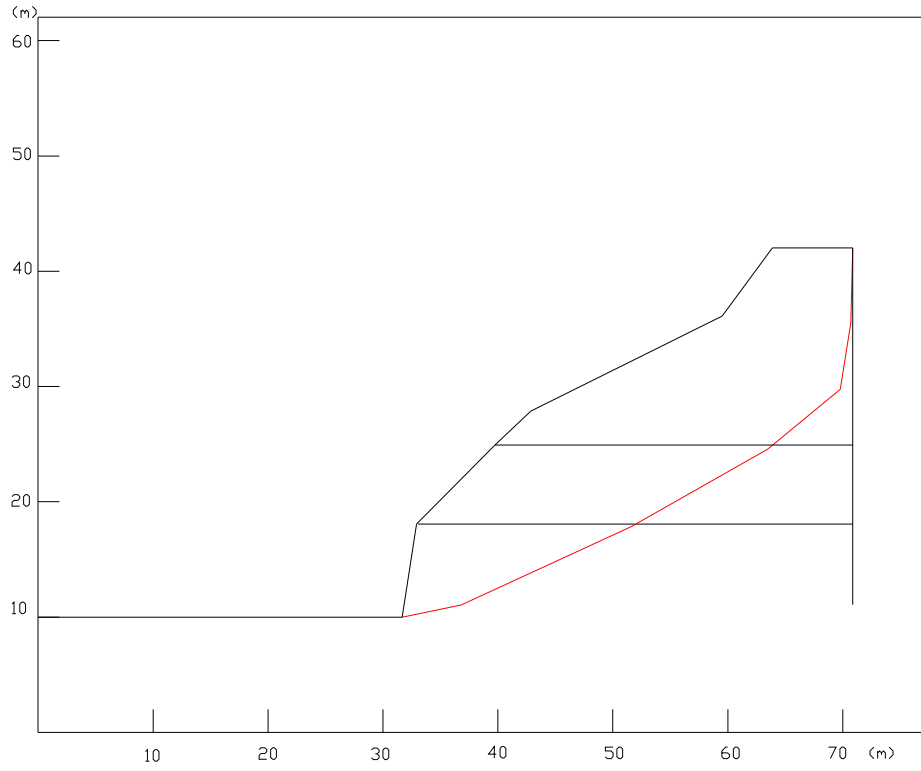


Figura A 16 - Perfil 16 , FS = 1,81

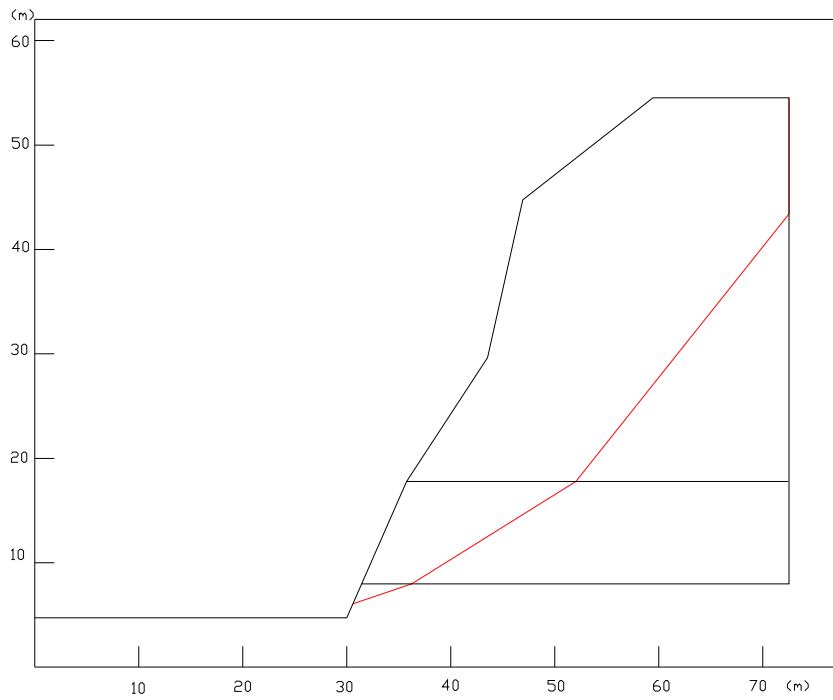


Figura A 17 - Perfil 17, FS = 1,00

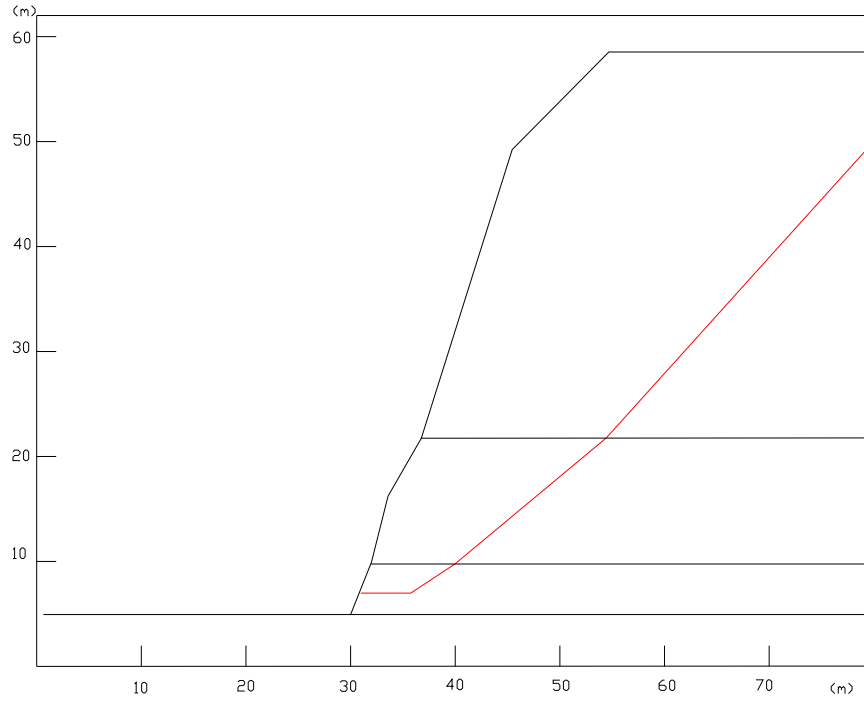


Figura A 18 - Perfil 18 , FS = 0,87

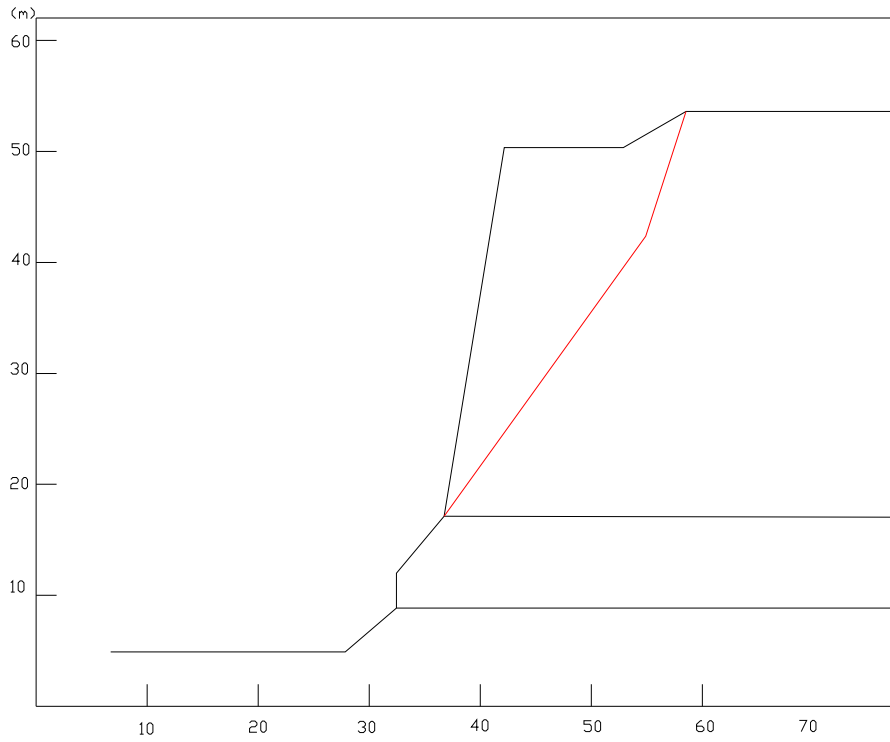


Figura A 19 – Perfil 19, FS = 0,87

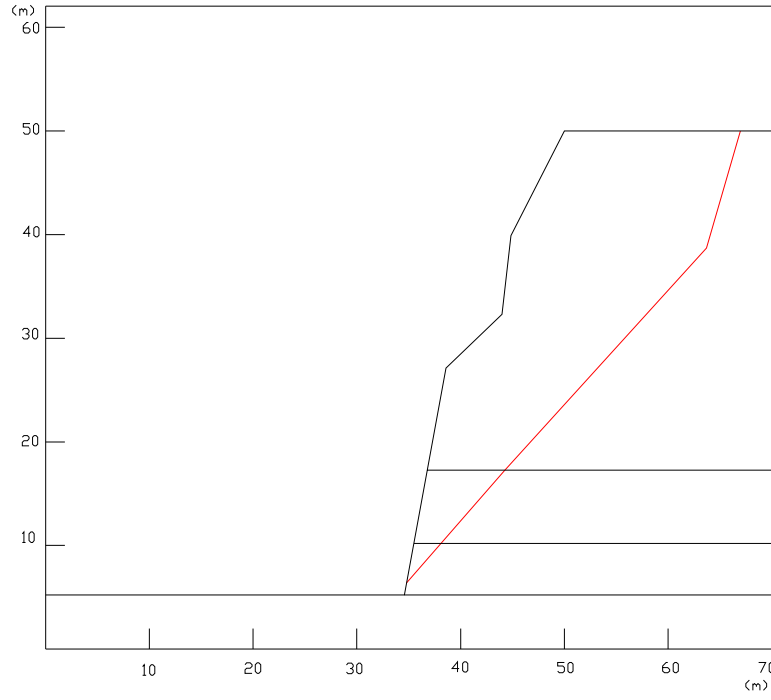


Figura A 20 - Perfil 20 , FS = 0,86

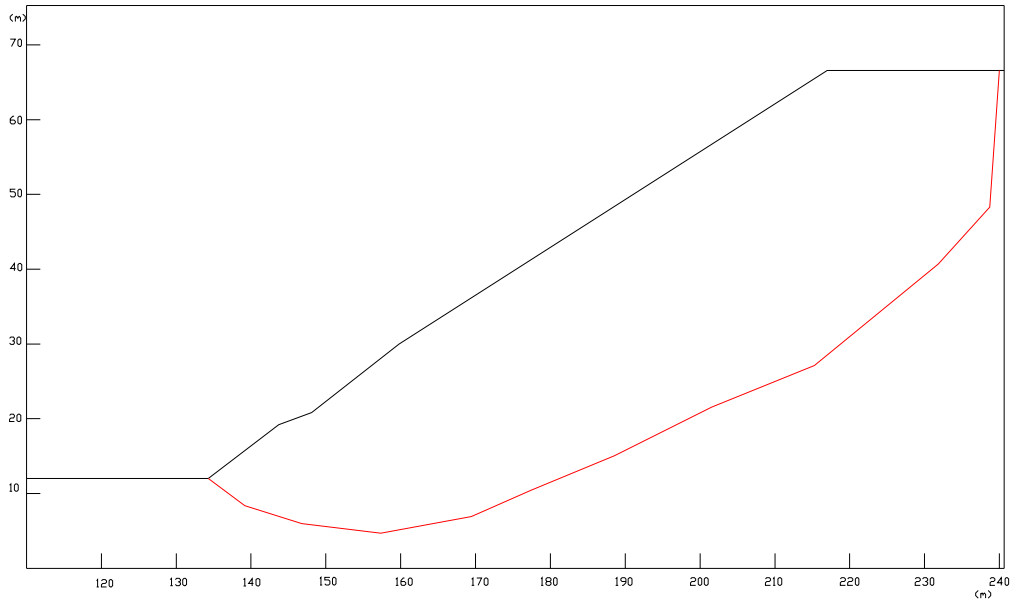


Figura A 21 - Perfil 21, FS = 1,88

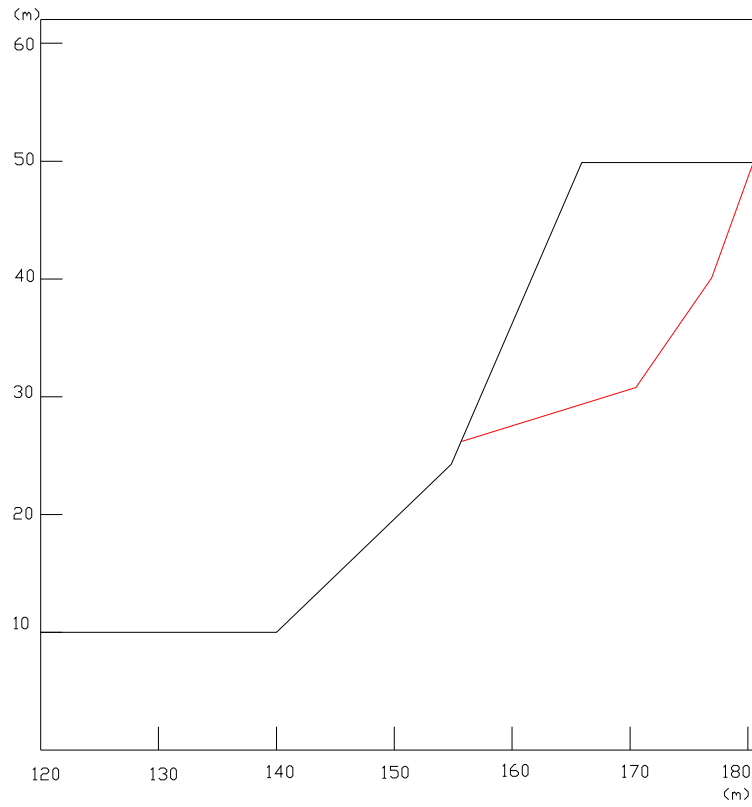


Figura A 22 - Perfil 22, FS = 1,34

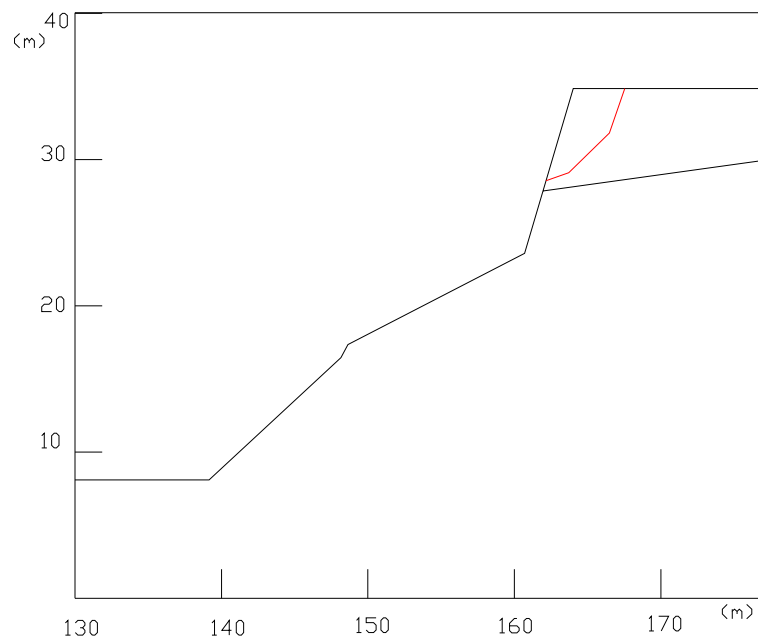


Figura A 23 – Perfil 23, FS = 0,70

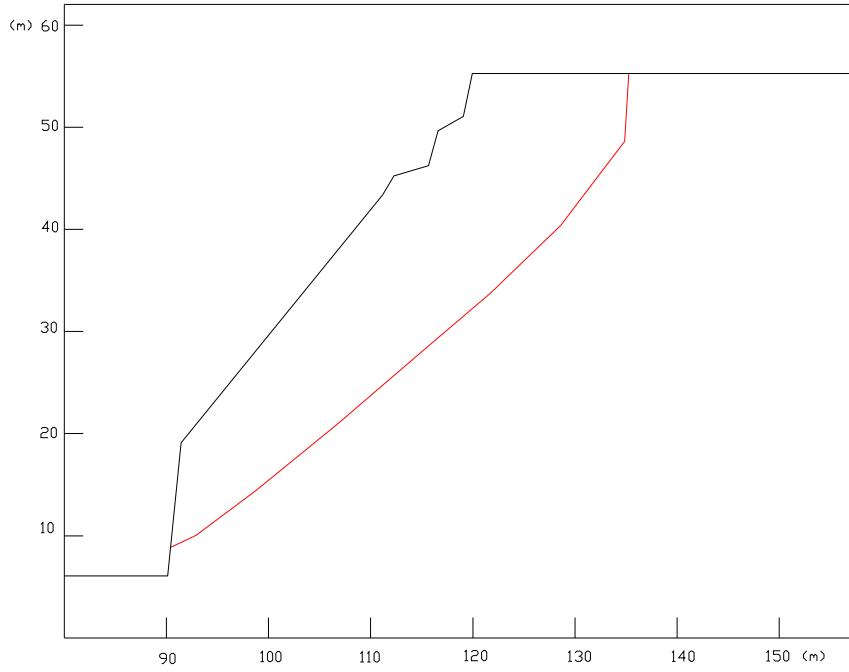


Figura A 24- Perfil 24, FS = 1,08

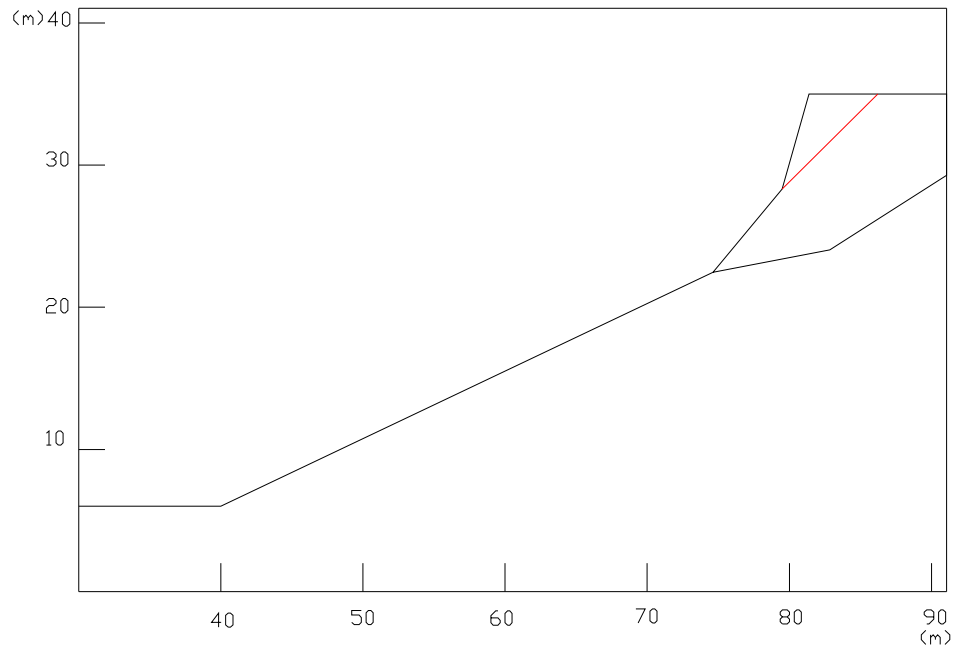


Figura A 25 – Perfil 25, FS = 0,65

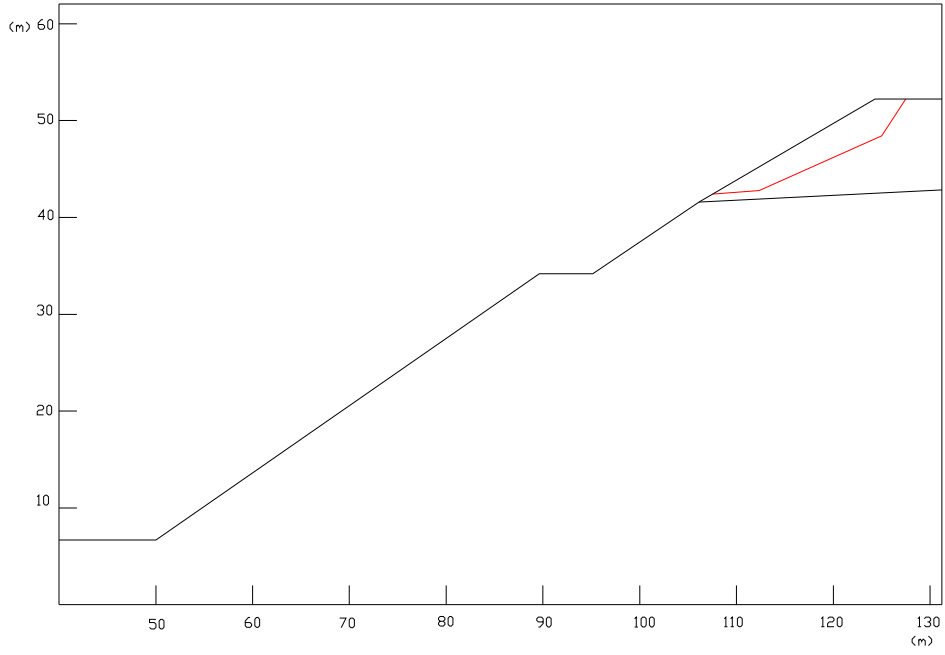


Figura A 26 - Perfil 26, FS = 1,51

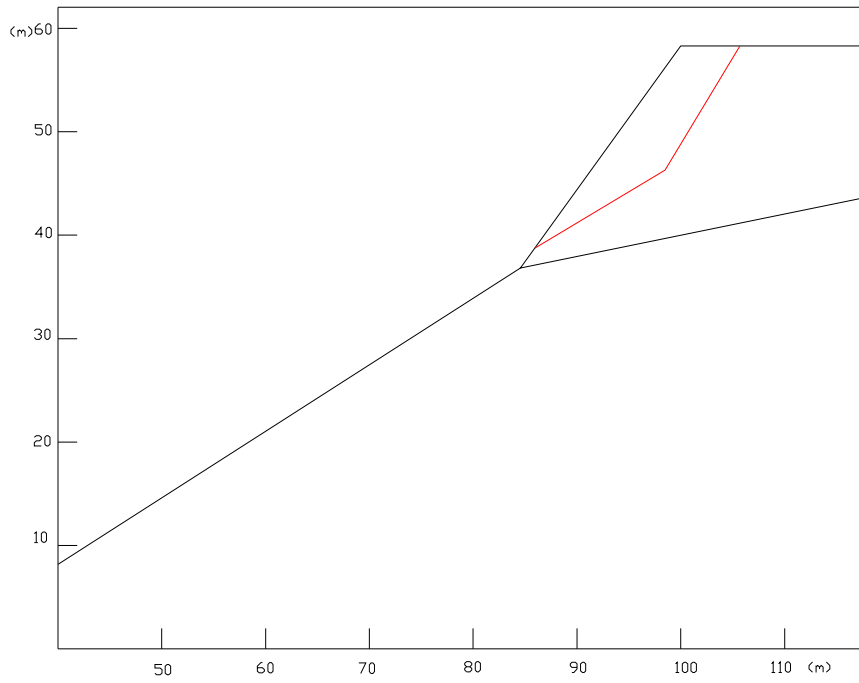


Figura A 27 - Perfil 27, FS = 0,67

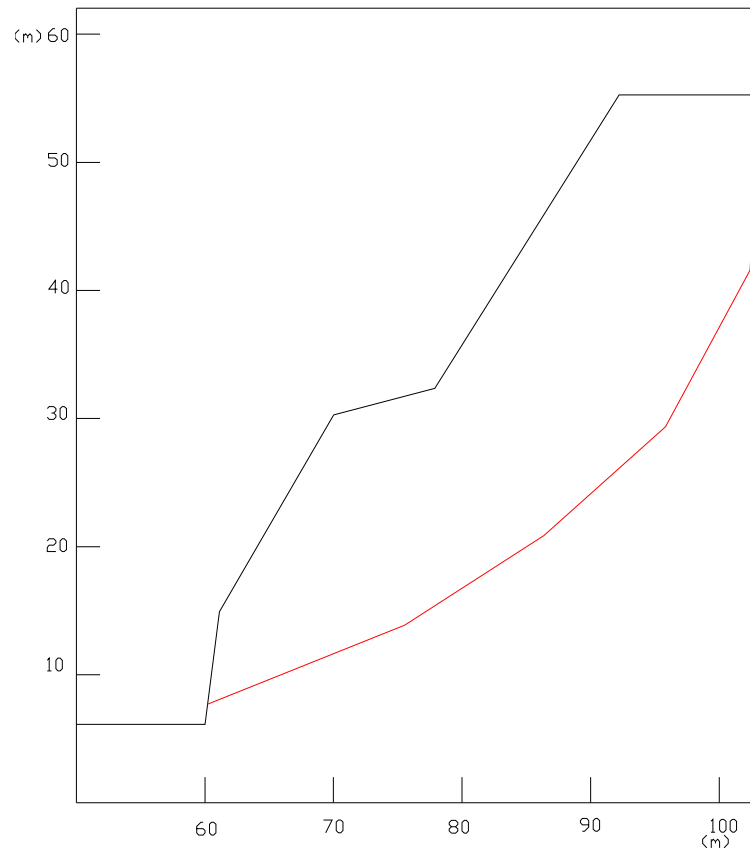


Figura A 28 - Perfil 28, FS = 1,22

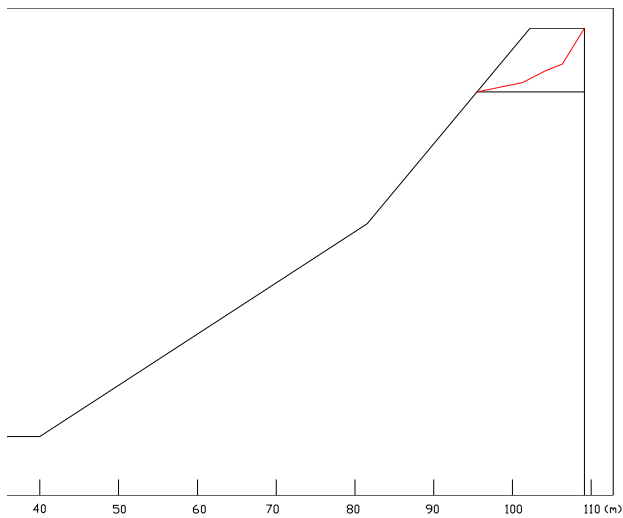


Figura A 29 - Perfil 29, FS = 1,24

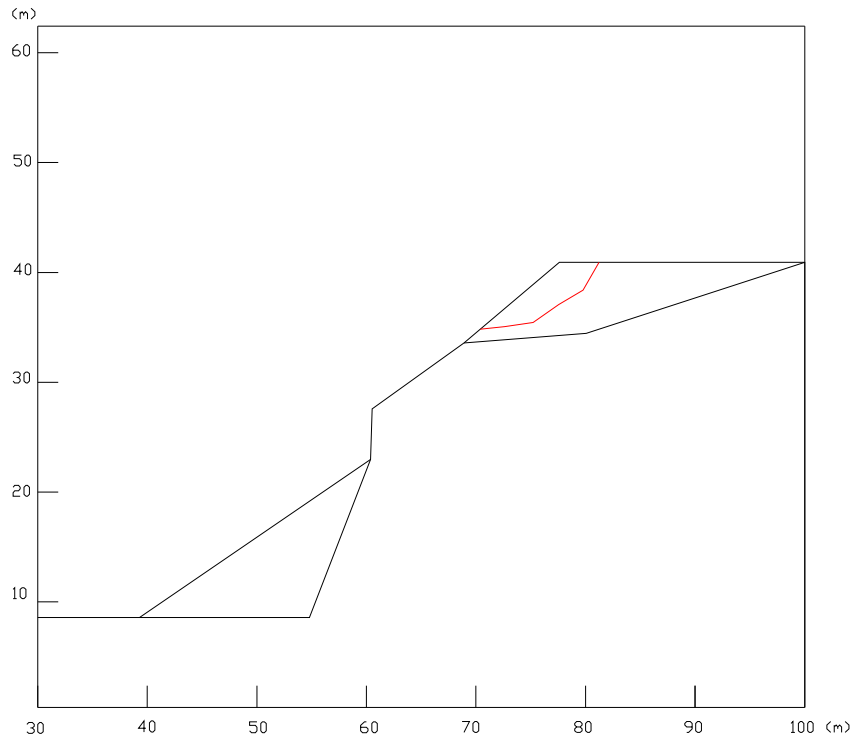


Figura A 30 - Perfil 30, FS = 1,10

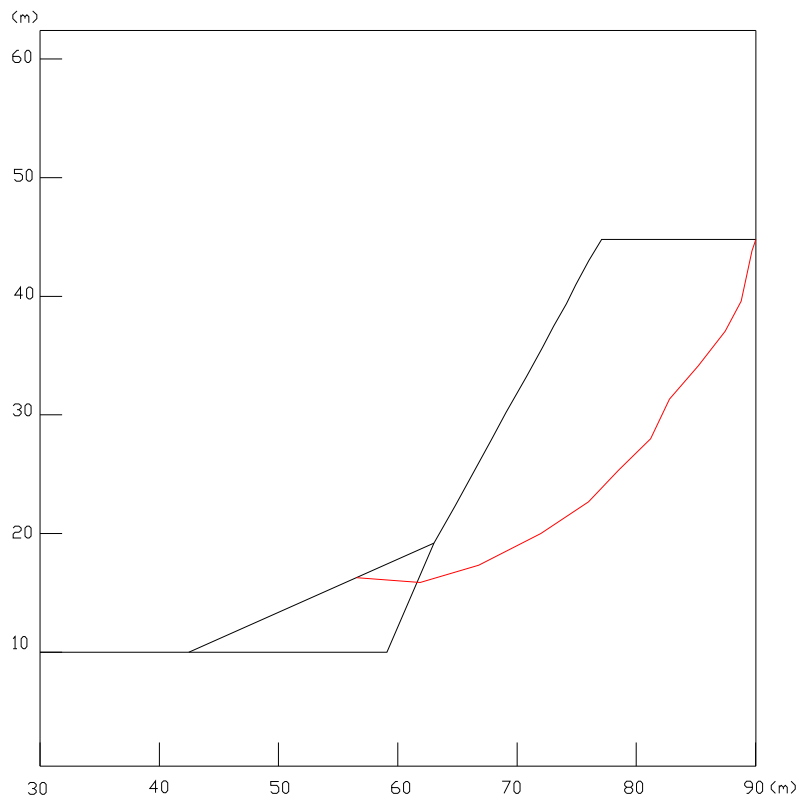


Figura A 31 - Perfil 31, FS = 1.47

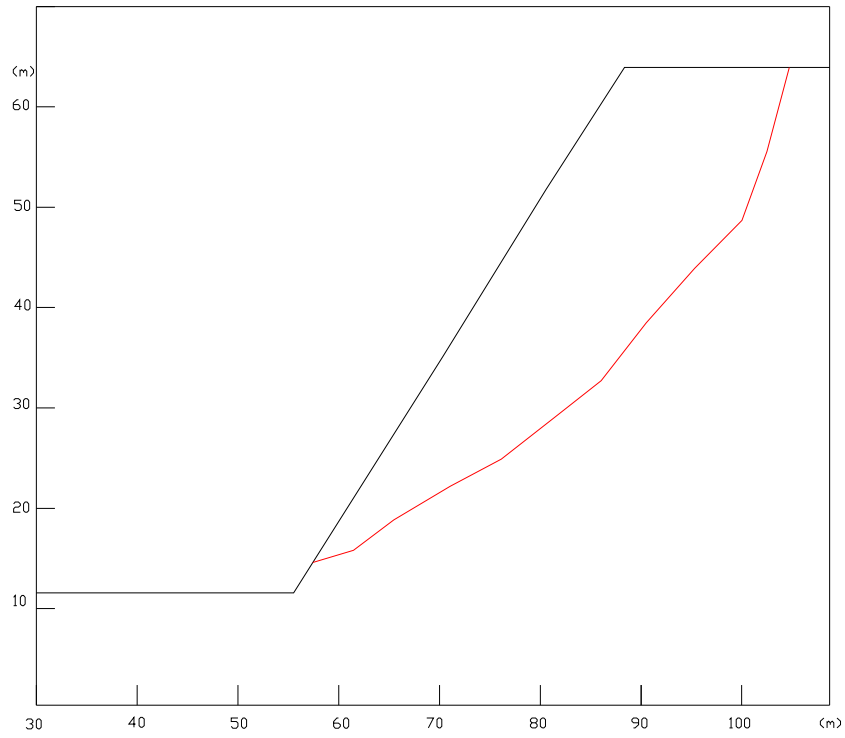


Figura A 32 - Perfil 32, FS = 1,31

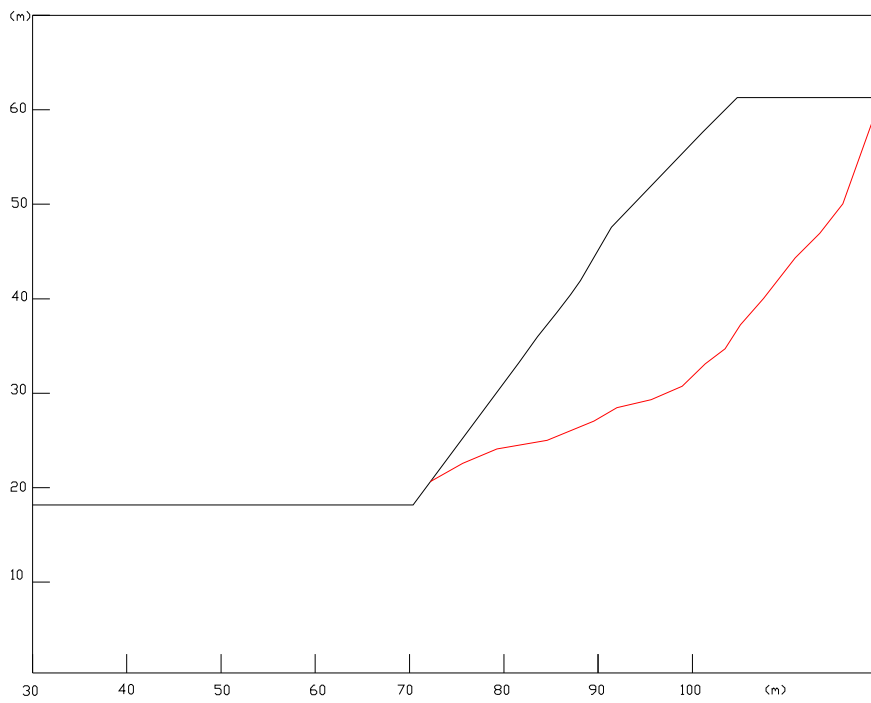


Figura A 33 - Perfil 33, FS = 1,42

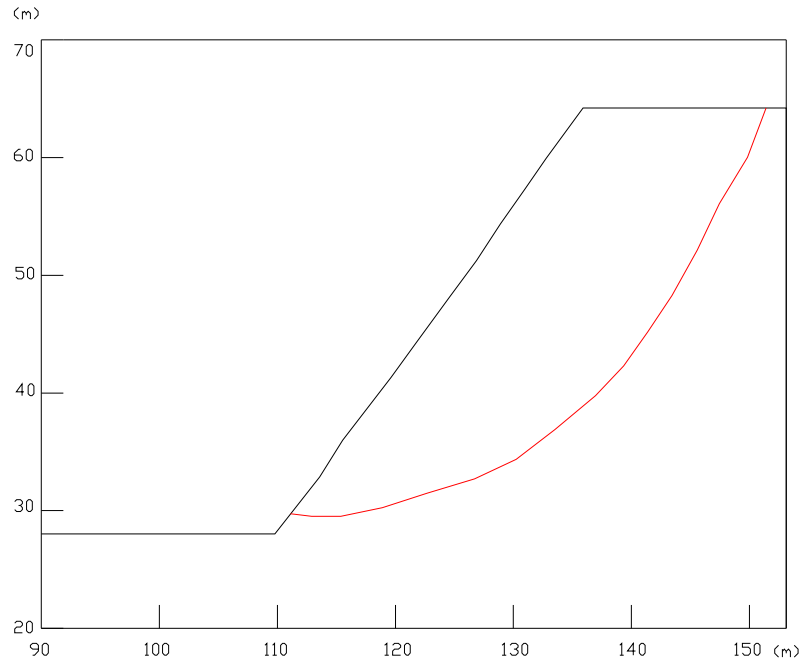


Figura A 34 - Perfil 34, FS = 1,60

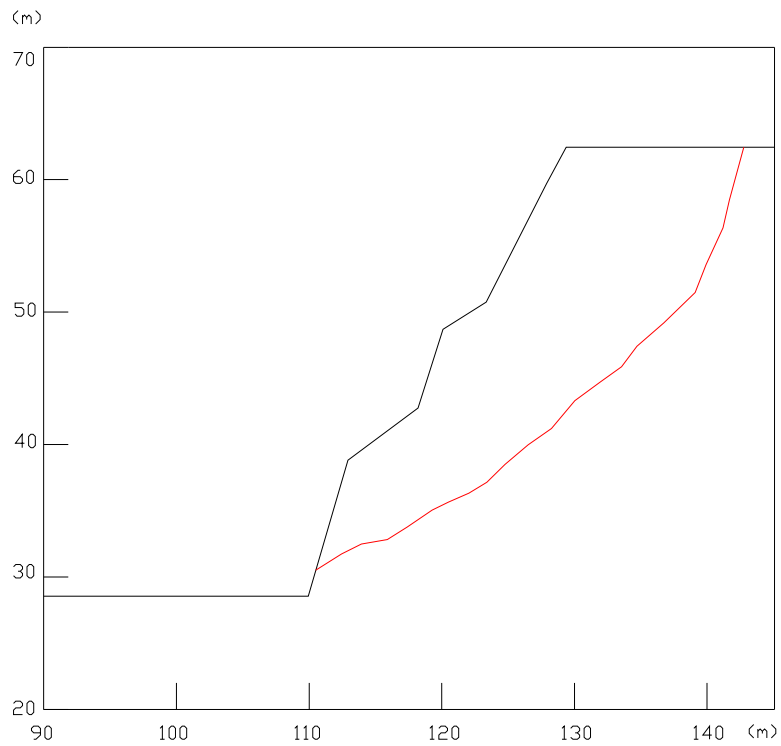


Figura A 35 - Perfil 35, FS = 1,32

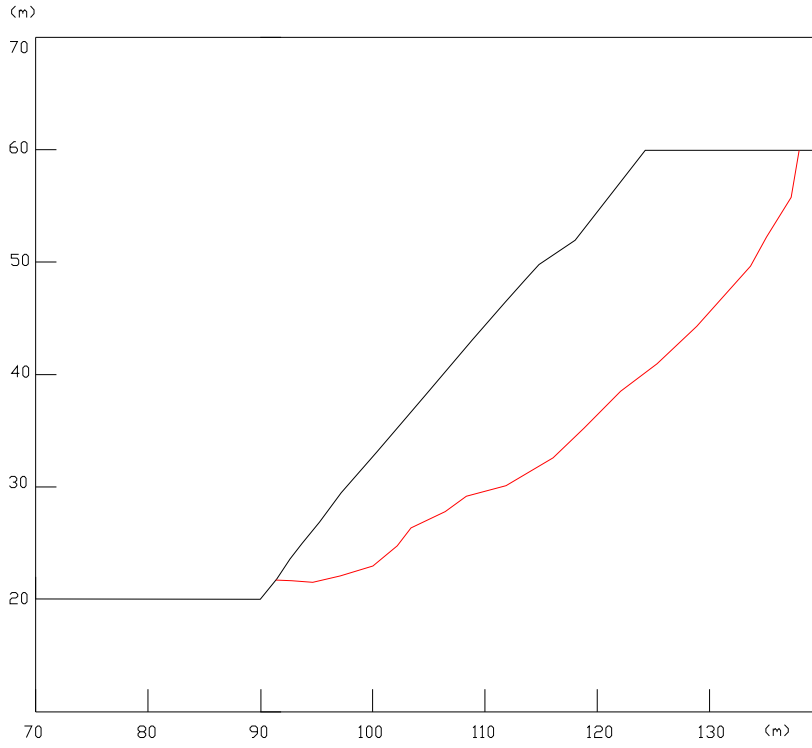


Figura A 36 - Perfil 36 , FS = 1,56

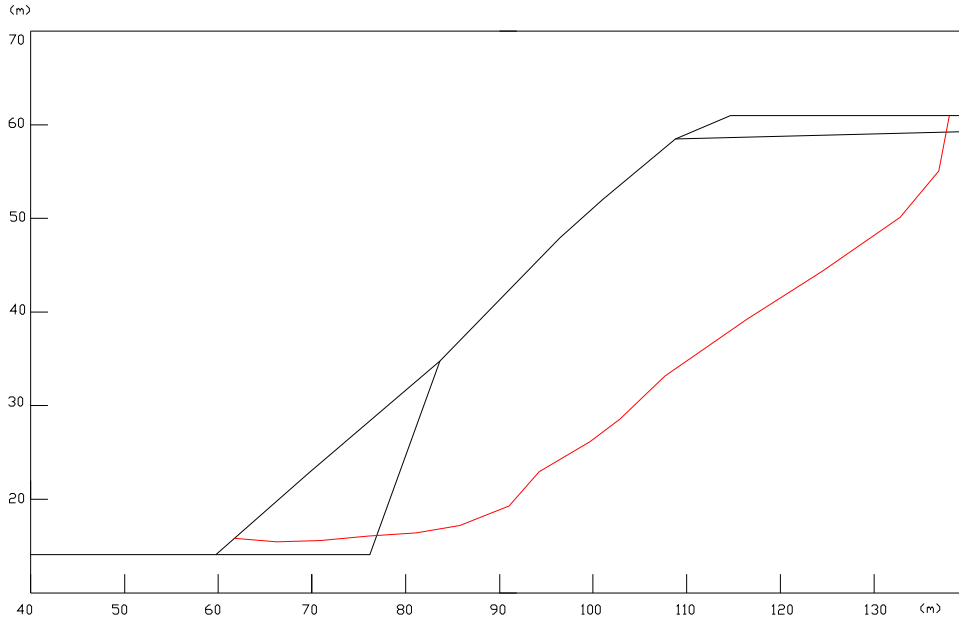


Figura A 37 = Perfil 37, FS = 1,53

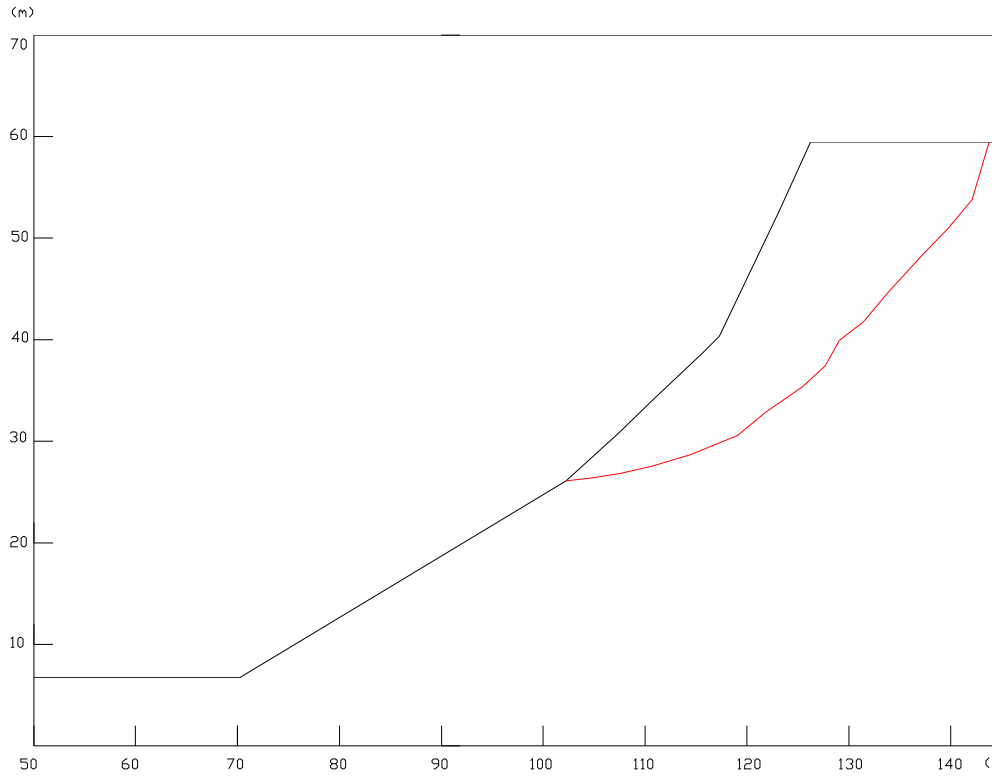


Figura A 38 - Perfil 38, FS = 1,54

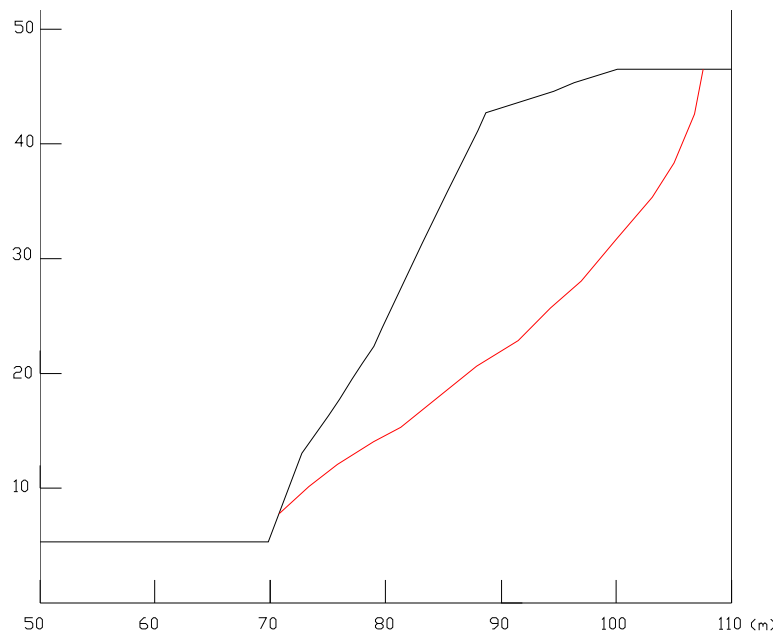


Figura A 39 - Perfil 39, FS = 1,23

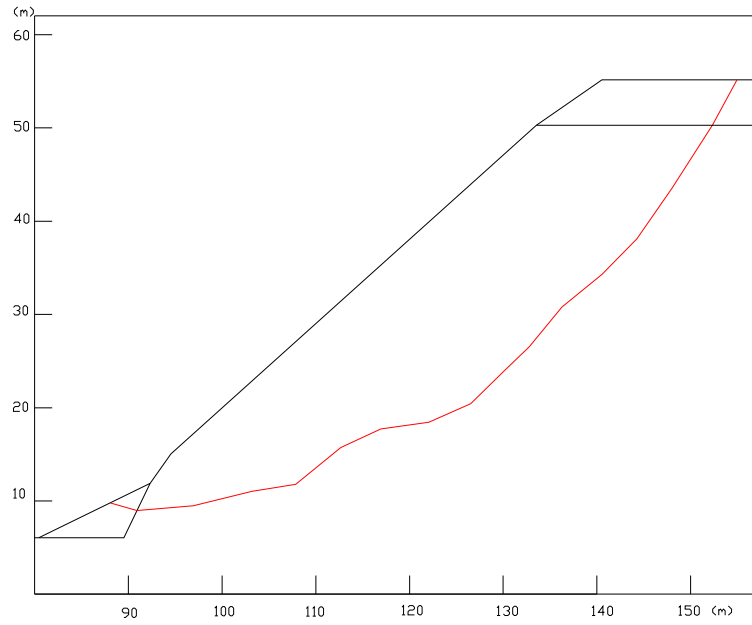


Figura A 40 - Perfil 40, FS = 1,75

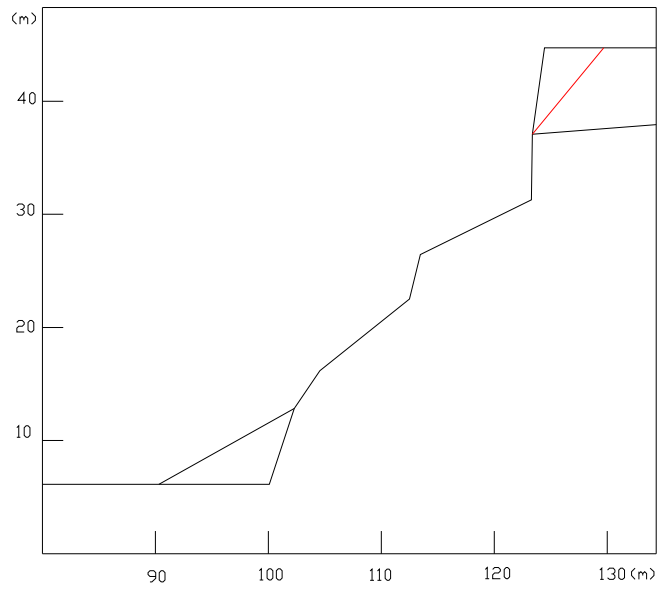


Figura A 41 - Perfil 41, FS = 0,64

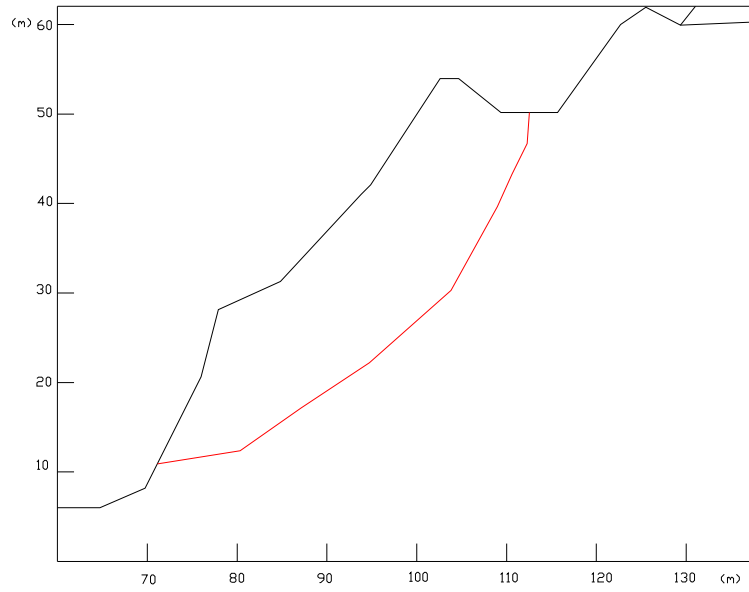


Figura A 42 - Perfil 42, FS = 1,37

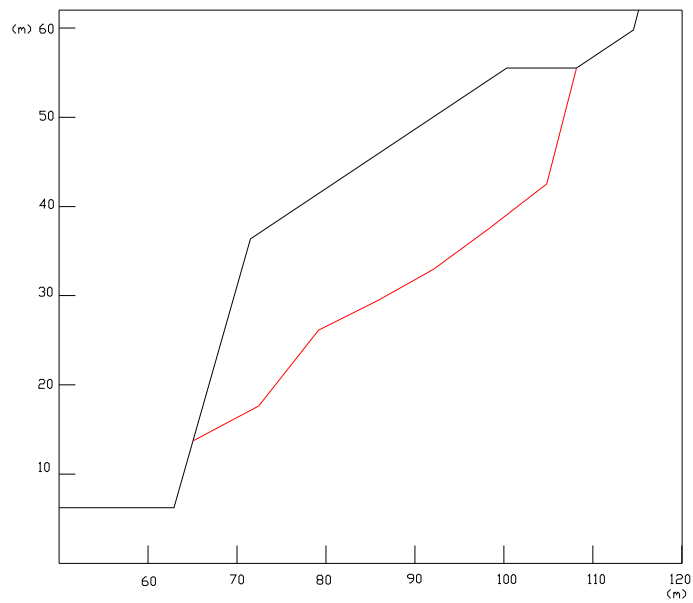


Figura A 43 - Perfil 43, FS = 1,14

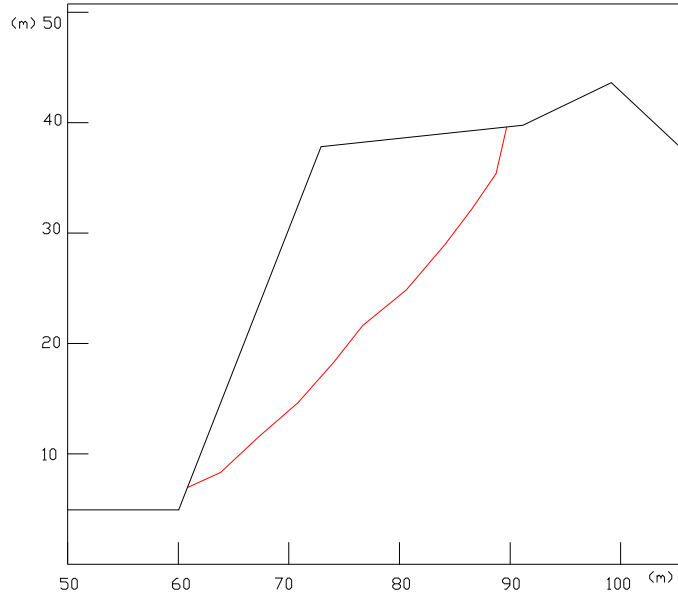


Figura A 44 - Perfil 44, FS = 1,37.

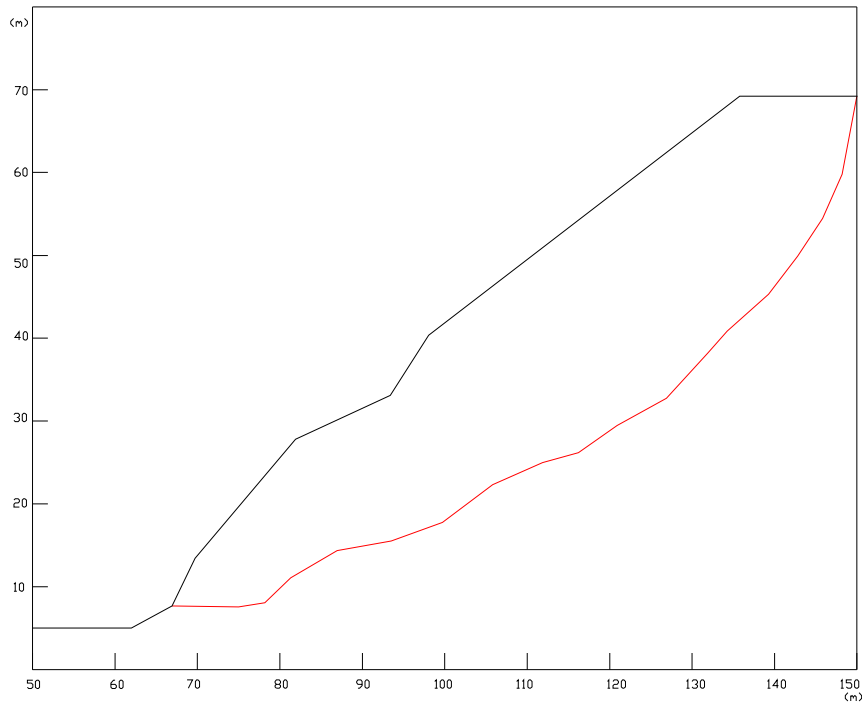


Figura A 45 - Perfil 45, FS = 1,58.

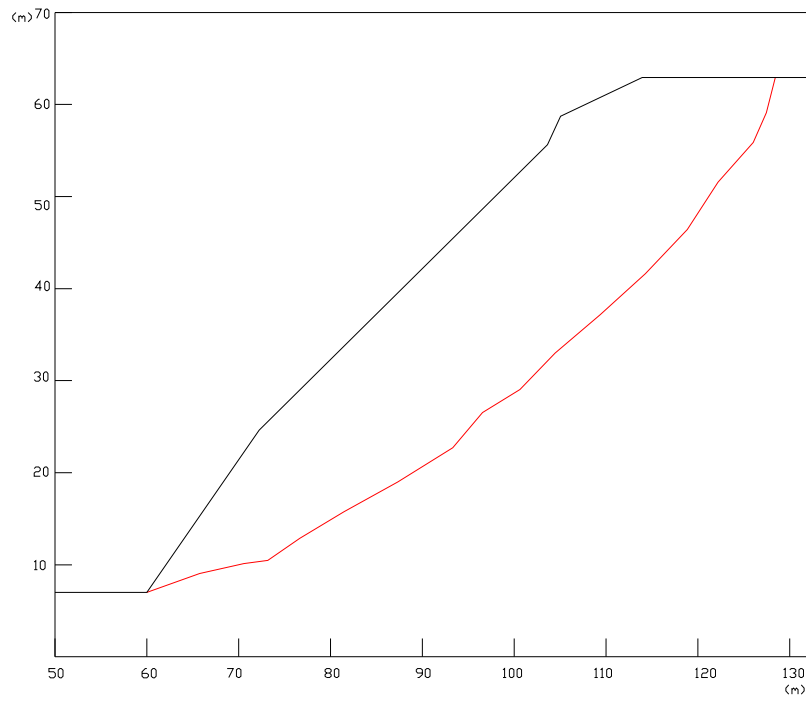


Figura A46 - Perfil 46, FS = 1,37

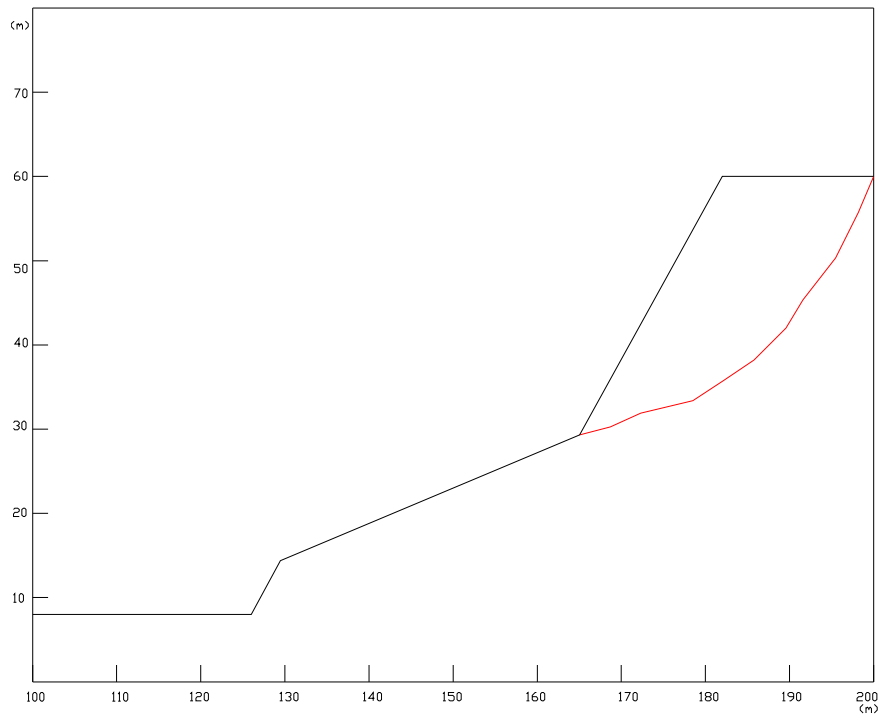


Figura A 47 - Perfil 47, FS = 2,20.