

Referências Bibliográficas

- [1] HELFFERICH, F.. **Ion Exchange**. Mc Graw-Hill Book Company, New York, 2 edition, 1962.
- [2] ALCHIN, D.. **Ion Exchange Resins**. Chemical Processes in New Zealand, Section: Waters, New Zealand, 2 edition, 1998.
- [3] KUNIN, R.. **Ion Exchange Resins**. Robert E. Krieger, New York, 2 edition, 1958.
- [4] KIHARA, K.; TODA, H.; MORI, M.; HASHIMOTO, M. ; MIZOGAMI, S.. **The bile acid binding and hypocholesterolemic activity of anionexchange resins bearing the imidazolium salt group**. *European Journal of Medicinal Chemistry*, 23:411–415, 1988.
- [5] CHANCE, J.; PURDY, W.. **Bile acid measurements using a cholestyramine-coated tsm acoustic wave sensor**. *Analytical Chemistry*, 68:3104–3111, 1996.
- [6] CONAGHEY, O.; CORISH, J. ; CORRIGAN, O.. **The release of nicotine from a hydrogel containing ion exchange resins**. *International Journal of Pharmaceutics*, 170:215–224, 1998.
- [7] ROHM&HAAS. **Ion exchange resins for pharmaceutical formulations**. Disponível em <http://www.rohmhaas.com/wcm/index.page>. Acesso em 13 Ago.2007, 2007.
- [8] BORODKIN, A.. **Ion Exchange Resins and sustained release**. Em Swarbrick J, Boylan JC, eds. **Encyclopedia of Pharmaceutical Technology**. Marcel Dekker, New York, 8 edition, 1984.
- [9] JEONG, S.; BERHANE, N.; HAGHIGHI, K. ; KINAM, P.. **Drug release properties of polymer coated ion-exchange resin complexes: Experimental and theoretical evaluation**. *Journal of Pharmaceutical Sciences*, 96:618–632, 2007.
- [10] ICHIKAWA, H.; FUJIOKA, K.; ADEYEYE, M. ; FUKUMORI, Y.. **Use of ion-exchange resins to prepare 100 μm -sized microcapsules**

- with prolonged drug-release by the wurster process. *International Journal of Pharmaceutics*, 216:67–76, 2001.
- [11] SRIWONGJANYA, M.; BODMEIER, R.. **Effect of ion exchange resins on the drug release from matrix tablets.** *European Journal of Pharmaceutics and Biopharmaceutics*, 46:321–327, 1998.
- [12] CHOURASIA, M.; JAIN, S.. **Design and development of multiparticulate system for targeted drug delivery to colon.** *Drug Delivery*, 11:201–207, 2004.
- [13] LIU, H.; ZHANG, S.; NIE, S.; ZHAO, X.; SUN, X.; YANG, X. ; PAN, W.. **Preparation and characterization of a novel ph-sensitive ion exchange resin.** *Chemical and Pharmaceutical Bulletin*, 53:631–633, 2005.
- [14] LIU, H.; SUN, T.; YU, F.; ZHAO, X.; GUO, H. ; PAN, W.. **The investigation of the pharmacokinetics of pulsatile-release salbutamol sulfate with ph-sensitive ion exchange resin as the carriers in beagle dogs.** *Chemical and Pharmaceutical Bulletin*, 55:480–481, 2007.
- [15] DEBUNNE, A.; VERVAET, C. ; REMON, J.. **Development and in vitro evaluation of an enteric-coated multiparticulate drug delivery system for the administration of piroxicam to dogs.** *European Journal of Pharmaceutics and Biopharmaceutics*, 54:343–384, 2002.
- [16] RODRÍGUEZ, M.; VILA-JATO, J. ; TORRES, D.. **Design of a new multiparticulate system for potential site-specific and controlled drug delivery to the colonic region.** *Journal of Controlled Release*, 55:67–77, 1998.
- [17] JAVADIAN, N.; SARBOLOUKI, M.. **Electroresponsive acrylic gels.** *Iranian Journal of Chemistry & Chemical Engineering*, 23:13–24, 2004.
- [18] LUO, R.; LI, H. ; LAM, K.. **Modeling and simulation of chemo-electro-mechanical behavior of ph-electric-sensitive hydrogel.** *Analytical and Bioanalytical Chemistry*, 389:863–873, 2007.
- [19] SHADDAY, M.. **A one-dimensional transient model of down-flow through a swelling packed porous bed.** *Chemical Engineering Science*, 61:2688–2700, 2006.
- [20] FLORY, P.. **Principles of Polymer Chemistry.** Cornell University Press, New York, 1 edition, 1953.

- [21] TANAKA, T.; FILLMORE, D.. **Kinetics of swelling of gels.** *Journal of Chemical Physics*, 70:1214–1218, 1978.
- [22] CHIARELLI, P.; ROSSI, D. D.. **Determination of mechanical parameters related to the kinetics of swelling in an electrically activated contractile gel.** *Progress in Colloid and Polymer Science*, 78:4–8, 1988.
- [23] GRIMSHAW, P.; NUSSBAUM, J.; GRODZINSKY, A. ; YARMUSH, M.. **Kinetics of electrically and chemically-induced swelling in polyelectrolyte gels.** *Journal of Chemical Physics*, 93:4462–4472, 1990.
- [24] DE, S.; ALURU, N.; JOHNSON, B.; CRONE, W.; BEEBE, D. ; MOORE, J.. **Equilibrium swelling and kinetics of ph-responsive hydrogels: models, experiments, and simulations.** *Journal of Microelectromechanical Systems*, 11:544–555, 2002.
- [25] DE, S.; ALURU, N.. **A chemo-electro-mechanical mathematical model for simulation of ph sensitive hydrogels.** *Mechanics of Materials*, 36:395–410, 2004.
- [26] HORST, J.; HOLL, W. ; EBERLE, S.. **Application of the surface complex-formation model to exchange equilibria on ion-exchange resins. 1. weak-acid resins.** *Reactive Polymers*, 13:209–231, 1990.
- [27] HASNAT, A.; JUVEKAR, V.. **Ion-exchange kinetics - heterogeneous resin-phase model.** *AIChE Journal*, 42:161–175, 1996.
- [28] OKADA, T.. **Interpretation of ion-exchange chromatographic retention based on an electrical double layer model.** *Analytical Chemistry*, 70:1692–1700, 1998.
- [29] STAHLBERG, J.. **Retention models for ions in chromatography.** *Journal of Chromatography A*, 855:3–55, 1999.
- [30] FOUNDATION, N.. **Ion Exchange.** *Penguin Books*, Harmondsworth, 1 edition, 1970.
- [31] DARDEL, F. D.; ARDEN, T.. **Ion Exchangers - Ullmann's Encyclopedia of Industrial Chemistry.** *Wiley-VCH*, Weinheim, 1 edition, 2002.

- [32] LEINONEN, H.. **Removal of Harmful Metals from Metal Plating Waste Waters Using Selective Ion Exchangers**. Tese de Doutorado, University of Helsinki, Helsinki, Finland, 1999.
- [33] AGENCY, I. A. E.. **Application of ion exchange processes for treatment of radioactive waste and management of spent ion exchangers**. Relatório Técnico, International Atomic Energy Agency, Vienna, 2002. Disponível em <http://www-pub.iaea.org/mtcd/publications/PubDetails.asp?publd=6221>. Acesso em 16 Jul. 2008.
- [34] DORFNER, K.. **Ion Exchangers**. Walter de Gruyter, New York, 1 edition, 1991.
- [35] ARGO, D.; GULP, G.. **Heavy metals removal in wastewater treatment processes: Part 2 pilot plant operation**. *Water Sewage Works*, 119:128–132, 1972.
- [36] ALLAN, G.; CARROL, J.; LOPEZ-DELLAMARY, F.; HIRABAYASHI, Y.; MUVUNDAMINA, M. ; WINTEROWD, J.. **Biodegradable nonwovens from the sea**. *INDA J Nonwovens Research*, 5:33–37, 1993.
- [37] TANAKA, T.. **Gels**. *Scientific American*, 244:110–123, 1981.
- [38] ENGLISH, A.; TANAKA, T. ; EDELMAN, E.. **Equilibrium and non-equilibrium phase transitions in copolymer polyelectrolyte hydrogels**. *Journal of Chemical Physics*, 107:1645–1654, 1997.
- [39] LOW, L.; SEETHARAMAN, S.; HE, K. ; MADOU, M.. **Microactuators toward microvalves for responsive controlled drug delivery**. *Sensors and Actuators B: Chemical*, 67:149–160, 2000.
- [40] MANALIS, S.; COOPER, E.; INDERMUHLE, P.; KERNEN, P.; WAGNER, P.; HAFEMAN, D.; MINNE, S. ; QUATE, C.. **Microvolume field-effect ph sensor for the scanning probe microscope**. *Applied Physics Letters*, 76:1072–1074, 2000.
- [41] BASHIR, R.; HILT, J.; ELIBOL, O.; GUPTA, A. ; PEPPAS, N.. **Micromechanical cantilever as an ultrasensitive ph microsensor**. *Applied Physics Letters*, 81:3091–3093, 2002.
- [42] STRONG, Z.; WANG, A. ; MCCONAGHY, C.. **Hydrogel-actuated capacitive transducer for wireless biosensors**. *Biomedical Microdevices*, 4:97–103, 2002.

- [43] FEI, J.; GU, L. X.. **Pva/paa thermo-crosslinking hydrogel fiber: preparation and ph-sensitive properties in electrolyte solution.** *European Polymer Journal*, 38, 2002.
- [44] LANGER, R.; PEPPAS, N.. **Advances in biomaterials, drug delivery, and bionanotechnology.** *AIChE Journal*, 49:2990–3006, 2003.
- [45] YOSHIOKA, H.; MORI, Y. ; SHIMIZU, M.. **Separation and recovery of dna fragments by electrophoresis through a thermoreversible hydrogel composed of poly(ethylene oxide) and poly(propylene oxide).** *Analytical Biochemistry*, 323:218–223, 2003.
- [46] EDDINGTON, D.; BEEBE, D.. **Flow control with hydrogels.** *Advanced Drug Delivery Reviews*, 56:199–210, 2004.
- [47] MAO, L.; HU, Y. .; PIÃO, Y.; CHEN, X.; XIAN, W. ; PIÃO, D.. **Structure and character of artificial muscle model constructed from fibrous hydrogel.** *Current Applied Physics*, 5:426–428, 2005.
- [48] LEE, W.. **Polymer gel based actuator: dynamic model of gel for real time control.** Tese de Doutorado, M.I.T, Massachusetts, E.U.A, 1996.
- [49] DONG, L.; HOFFMAN, A.. **A novel-approach for preparation of ph-sensitive hydrogels for enteric drug delivery.** *Journal of Controlled Release*, 15:141–152, 1991.
- [50] GUPTA, P.; VERMANI, K. ; GARG, S.. **Hydrogels: from controlled release to ph responsive drug delivery.** *Drug Discovery Today*, 7:569–579, 2002.
- [51] LIRA, L.; TORRESI, S. D.. **Polymeric electro-mechanic devices applied to antibiotic-controlled release.** *Sensors and Actuators B-Chemical*, 130:638–644, 2008.
- [52] PHILIPPOVA, O.; HOURDET, D.; AUDEBERT, R. ; KHOKHLOV, A.. **ph-responsive gels of hydrophobically modified poly(acrylic acid).** *Macromolecules*, 30:8278–8285, 1997.
- [53] CONG, J.; ZHANG, X.; CHEN, K. ; XU, J.. **Fiber optic bragg grating sensor based on hydrogels for measuring salinity.** *Sensors and Actuators B-Chemical*, 87:487–490, 2002.

- [54] GERLACH, G.; GUENTHER, M.; SORBER, J.; SUCHANECK, G.; ARNDT, K. ; RITCHER, A.. **Chemical and ph sensors based on the swelling behavior of hydrogels.** *Sensors and Actuators B-Chemical*, 111:555–561, 2005.
- [55] GUENTHER, M.; KUCKLING, D.; CORTEN, C.; GERLACH, G.; SORBER, J.; SUCHANECK, G. ; ARNDT, K.. **Chemical sensors based on multiresponsive block copolymer hydrogels.** *Sensors and Actuators B-Chemical*, 126:97–106, 2007.
- [56] REMCO-ENGINEERING. **Ion exchange: Basic concepts.** Disponível em <http://www.remco.com/ixidx.htm>. Acesso em 15 Jul. 2008, 1981.
- [57] AGARWAL, H.; GUPTA, A. ; VERMA, G.. **Lead(ii) selective sensor based on heterogeneous membranes of chelating inorganic ion exchange resin.** *Journal of the Indian Chemistry Society*, 81:666–669, 2004.
- [58] AOKI, H.; MIYANO, K.; YANO, D.; SANO, K.; YAMANAKA, K.; KIMURA, C. ; SUGINO, T.. **Rapid sensing of trace ionic substances with the novel porous monolith type ion exchanger.** *Polymer Engineering and Science*, 47:1666–1670, 2007.
- [59] PESAVENTO, M.; PROFUMO, A.; BIESUZ, R. ; ALBERTI, G.. **Ion exchange complexing resins as sensors for the determination of free metal ion concentration at a low level.** *Solvent Extraction and Ion Exchange*, 26:301–320, 2008.
- [60] RIEMAN, W.; WALTON, H.. **Ion exchange in Analytical Chemistry.** Pergamon Press, Oxford, 1 edition, 1970.
- [61] AQUASALUD. **Tipos de resinas de intercambio iônico.** Disponível em <http://webs.ono.com/desmineralizadores/> . Acesso em 07 Ago.2007.
- [62] PEPPAS, N.; KHARE, A.. **Swelling/deswelling of anionic copolymer gels.** *Biomaterials*, 16:559–567, 1995.
- [63] ZAGORODNI, A.. **Ion Exchange Materials: Properties and Applications.** Elsevier Science, Amsterdam, 1 edition, 2006.
- [64] GARY, D.. **Analytical Chemistry.** John Wiley & Sons, New York, 5 edition, 1994.
- [65] MARCUS, K.; KERTES, A.. **Ion Exchange and Solvent Extraction of Metal Complexes.** Wiley-Interscience, London, 1 edition, 1969.

- [66] HARRIS, D.. **Quantitative Chemical Analysis**. W. H. Freeman, New York, 6 edition, 2003.
- [67] SOLDATOV, V.; SOSINOVICH, Z.; KORSHUNOVA, T. ; MIRONOVA, T.. **Acid-base properties of ion-exchangers. i.optimising of potentiometric titration of ion exchangers exemplified by carboxylic acid resins**. *Reactive and Functional Polymers*, 58:3–12, 2004.
- [68] TAMURA, H.; ODA, T. ; FURUICHI, R.. **Ion exchange of Na^+ with resin carboxylic protons**. *Analytica Chimica Acta*, 244:275–280, 1991.
- [69] TOPP, N.; PEPPER, K.. **Properties of ion-exchange resins in relation to their structure. part i. titration curves**. *Journal of the Chemical Society*, 1:3299–3303, 1949.
- [70] GROTE, M.; SCHILDMANN-HUMBERG, P.. **Microdeterminations of capacity values by ph titration - a critical analytical investigation**. *Industrial & Engineering Chemistry Research*, 34:2712–2718, 1995.
- [71] TAMURA, H.. **Theorization on ion-exchange equilibria: activity of species in 2-d phases**. *Journal of Colloid and Interface Science*, 279:1–22, 2004.
- [72] PEPPER, K.; REICHENBERG, D. ; HALE, D.. **Properties of ion-exchange resins in relation to their structure. part iv. swelling and shrinkage of sulphonated polystyrenes of different cross-linking**. *Journal of the Chemical Society*, 62:3129–3136, 1952.
- [73] STUMM, W.. **Chemistry of the Solid-Water Interface: Processes at the Mineral-Water and Particle-Water Interface in Natural Systems**. Wiley-Interscience, New York, 1 edition, 1992.
- [74] LEVIE, R. D.. **Aqueous Acid-Base Equilibria and Titrations**. Oxford University Press, Oxford, 1 edition, 1999.
- [75] SKOOG, D.. **Analytical Chemistry**. Saunders College Publishing, Philadelphia, 6 edition, 1994.
- [76] LAVORENTI, A.. **Equilíbrio Químico**. EDUSP, São Paulo, 1 edition, 2002.
- [77] TSAREVSKY, N.. **The influence of the value of equilibrium constant on the concentration distribution of reacting species in reversible reactions**. *Khimiya/Chemistry. Bulgarian Journal of Chemical Education*, 13:437–448, 2004.

- [78] TULI, G.; MALIK, W. ; MADAN, R.. **Selected Topics in Inorganic Chemistry**. S. Chand & Company Ltd, New Delhi, 1 edition, 2004.
- [79] HARJULA, R.; LEHTO, J.. **The international workshop on uniform and reliable nomenclature, formulations and experimentation for ion exchange, helsinki, finland, may 30june 1, 1994**. *Reactive and Functional Polymers*, 27:147–153, 1995.
- [80] STUMM, W.; MORGAN, J.. **Aquatic Chemistry : Chemical Equilibria and Rates in Natural Waters**. Wiley-Interscience, New York, 3 edition, 1996.
- [81] ERBIL, H.. **Vinyl Acetate Emulsion Polymerization and Copolymerization with Acrylic Monomers**. CRC Press, New York, 1 edition, 2000.
- [82] HUNTER, R. J.. **Introduction to Modern Colloid Science**. Oxford University Press, Oxford, 1 edition, 1994.
- [83] OLPHEN, H.. **An Introduction to Clay Colloid Chemistry: For Clay Technologists, Geologists, and Soil Scientists**. Wiley, New York, 2 edition, 1977.
- [84] PUROLITE. **Material safety data sheet**. Disponível em <http://www.purolite.com> . Acesso em 19 Mar.2006.
- [85] PUROLITE. **Technical data**. Disponível em <http://www.purolite.com/>. Acesso em 19 Mar. 2006.
- [86] USA, P.. **Product Data Sheet - Purolite C104 Weak Acid Cation Exchange Resin**. Purolite USA, Texas, 1999.
- [87] BOHME, U.; VOGEL, C.; MEIER-HAACK, J. ; SCHELER, U.. **Determination of charge and molecular weight of rigid-rod polyelectrolytes**. *Journal of Physical Chemistry B*, 111:8344–8347, 2007.
- [88] BOHME, U.; SCHELER, U.. **Effective charge of poly(styrenesulfonate) and ionic strength - an electrophoresis nmr investigation**. *Colloids and Surfaces A - Physicochemical and Engineering Aspects*, 222:35–40, 2003.
- [89] LEAL, L.. **Fundamentos de Microscopia**. EdUERJ, Rio de Janeiro, 1 edition, 2000.

- [90] LYMAN, C.; NEWBURY, D.; GOLDSTEIN, J.; JOY, D.; ECHLIN, P.; LIFSHIN, E.; SAWYER, L. ; MICHAEL, J.. **Scanning Electron Microscopy, X-Ray Microanalysis, and Analytical Electron Microscopy: A Laboratory Workbook**. Springer, New York, 1 edition, 1990.
- [91] GOLDSTEIN, J.; YAKOWITZ, H.. **Practical scanning electron microscopy: electron and ion microprobe analysis**. Plenum, New York, 1 edition, 1977.
- [92] SKOOG, D.; HOLLER, J. ; NIEMAN, T.. **Principles of Instrumental Analysis**. Saunders College Publishing, New York, 5 edition, 1998.
- [93] BUENO, W.. **Manual de espectroscopia vibracional - Conselho Nacional de Pesquisas. PADCT**. McGraw-Hill, São Paulo, 1 edition, 1989.
- [94] ALBERT, A.; SERJEANT, E.. **The Determination of Ionization Constants: A Laboratory Manual**. Chapman and Hall, London, 3 edition, 1984.
- [95] BUCK, R.; RODININI, S.; COVINGTON, A.; BAUCKE, F.; BRETT, C.; CAMOES, M.; MILTON, N.; MUSSINI, T.; NAUMANN, R.; PRATT, K.; SPITZER, P. ; WILSON, G.. **Measurement of ph. definition, standards and procedures**. Pure and Applied Chemistry, 74:2169–2200, 2002.
- [96] CHAMBREE, D.; TOIU, C. I.; SEGAL, E. ; CESÁRIO, A.. **The study of non-isothermal degradation of acrylic ion-exchange resins**. Journal of Thermal Analysis and Calorimetry, 82:803–811, 2005.
- [97] CHAMBREE, D.; TOIU, C. I. ; SEGAL, E.. **Non-isothermal dehydration kinetics of acrylic ion-exchange resins**. Journal of Thermal Analysis and Calorimetry, 88:673–679, 2007.
- [98] SERJEANT, E.. **Potentiometry and potentiometric titrations**. Wiley, New York, 1 edition, 1984.
- [99] RADOJEVIC, M.; BASHKIN, V.. **Practical Environmental Analysis**. Royal Society of Chemistry, Great Britain, 1 edition, 1999.
- [100] NARDIN, M.; NARDIN, N. ; PAPIRER, E.. **Powders and Fibers: Interfacial Science and Applications**. CRC Press, New York, 1 edition, 2006.

- [101] GUERCHON, J.; BRAGA, M. ; SILVA, R.. **Química Analítica Quantitativa 1**. ETFQ-RJ, Rio de Janeiro, 1 edition, 1999.
- [102] SKOOG, D.; WEST, D.. **Fundamentals of analytical chemistry**. Holt, Rinehart & Winston, London, 2 edition, 1969.
- [103] GANS, P.; SABATINI, A. ; VACCA, A.. **Investigation of equilibria in solution. determination of equilibria constants with the hyperquad suite of programs**. *Talanta*, 43:1739–1753, 1996.
- [104] MARTELL, A.; MOTEKAITIS, J.. **Determination and Use of Stability Constants**. VCH Publishers, Inc., New York, 2 edition, 1992.
- [105] GANS, P.; SABATINI, A. ; VACCA, A.. **Hyperquad computer-program suite**. Abstracts of papers of The American Chemical Society, 219:U763–U763, 2000.
- [106] GANS, P.. **Data Fitting in the Chemical Sciences**. Wiley, New York, 1 edition, 1992.
- [107] TANFORD, C.. **Physical Chemistry of Macromolecules**. Prentice-Hall International Inc., New York, 2 edition, 1961.
- [108] SOLDATOV, V.. **Potentiometric titration of ion exchangers**. *Reactive and Functional Polymers*, 38:73–112, 1998.
- [109] MANDEL, M.. **Potentiometric titration of weak polyacids**. *European Polymer Journal*, 6:807–822, 1970.
- [110] KATCHALSKY, A.; SPITNIK, P.. **Potentiometric titrations of polymethacrylic acid**. *Journal of Polymer Science*, 2:432–446, 1947.
- [111] HASA, J.; ILAVSKY, M.. **Deformational, swelling, and potentiometric behavior of ionized poly(methacrylic acid) gels. ii. experimental results**. *Journal of Polymer Science: Physics Edition*, 13:263–274, 1975.
- [112] KAWAGUCHI, S.; YEKTA, A. ; WINNIK, M.. **Surface characterization and dissociation properties of carboxylic acid coreshell latex particle by potentiometric and conductometric titration**. *Journal of Colloid and Interface Science*, 176:362–369, 1970.
- [113] GRIFFITHS, P.; HASETH, J. D.. **Fourier Transform Infrared Spectroscopy**. Wiley Interscience, New York, 2 edition, 1986.

- [114] BELLAMY, L.. **The Infra-red Spectra of Complex Molecules**. John Wiley & Sons, Inc., London, 2 edition, 1958.
- [115] SILVERSTEIN, R.; BASSLER, G. ; MORRILL, T.. **Spectrometric Identification of Organic Compounds**. John Wiley & Sons, Inc., New York, 3 edition, 1974.
- [116] DYER, J.. **Applications of Absorption Spectroscopy of Organic Compounds**. Prentice-Hall, New Jersey, 1 edition, 1965.
- [117] POUCHERT, C.. **The Aldrich Library FT-IR Spectra**. Aldrich Chemical, Wisconsin, 1 edition, 1985.
- [118] UHL, F.; LEVCHIK, G.; LEVCHIK, S.; DICK, C.; LIGGAT, J. ; WILKIE, C.. **The thermal stability of cross-linked polymers: methyl methacrylate with divinylbenzene and styrene with dimethacrylates**. *Polymer Degradation and Stability*, 71:317–325, 2001.
- [119] LEVCHIK, G.; SI, K.; LEVCHIK, S.; CAMINO, G. ; WILKIE, C.. **The correlation between cross-linking and thermal stability: Cross-linked polystyrenes and polymethacrylates**. *Polymer Degradation and Stability*, 65:395–403, 1999.
- [120] DUBINSKY, S.; GRADER, G.; SHTER, G. ; SILVERSTEIN, M.. **Thermal degradation of poly(acrylic acid) containing copper nitrate**. *Polymer Degradation and Stability*, 86:171–178, 2004.
- [121] EICHENBAUM, G.; KISER, P.; DOBRYNIN, A.; SIMON, A. ; NEEDHAM, D.. **Investigation of the swelling response and loading of ionic microgels with drugs and proteins: The dependence on cross-link density**. *Macromolecules*, 32:4867–4878, 1999.
- [122] JIN, S.; LIU, M.; ZHANG, F.; CHEN, S. ; NIU, A.. **Synthesis and characterization of pH-sensitivity semi-iphn hydrogel based on hydrogen bond between poly(n-vinylpyrrolidone) and poly(acrylic acid)**. *Polymer*, 47:1526–1532, 2007.
- [123] WANG, B.; LIU, M.; CHEN, Z.; LIANG, R.; DING, S.; CHEN, S. ; JIN, S.. **Preparation, characterization and controlled release investigation of interpenetrating polymer networks of poly(acrylic acid)/triazole modified poly(vinyl alcohol)**. *International Journal of Pharmaceutics*, 331:19–26, 2007.

- [124] MITCHELL, J.. **Fundamentals of Soil Behavior**. John Wiley, New York, 2 edition, 1993.
- [125] WINISKI, A.; EISENBERG, M.; LANGNER, M. ; NCLAUNGLIN, S.. **Fluorescent probes of electrostatic potential 1nm from the membrane surface**. *Biochemistry*, 27:386–392, 1988.
- [126] GIBRAT, R.; ROMIEU, C. ; GRIGNON, C.. **A procedure for estimating the surface potential of charged or neutral membranes with 8-anilino-1-naphthalenesulphonate probe. adequacy of the gouy-chapman model**. *Biochimica et Biophysica Acta - Biomembranes*, 736:196–202, 1983.
- [127] STANKOWSKI, S.. **Surface charging by large multivalent molecules - extending the standard gouy-chapman treatment**. *Biophysical Journal*, 60:341–351, 1991.
- [128] WALDMANN-MEYER, H.; KNIPPEL, E.. **A surface charge density model for structure and orientation of polymer-bound proteins**. *Journal of Colloid and Interface Science*, 148:508–516, 1992.
- [129] PORCAR, I.; GÓMEZ, C. M.; PÉREZ-PAYÁ, E.; SORIA, V. ; CAMPOS, A.. **Macromolecules in ordered media: 1.interfacial interactions between a cationic polymer and oppositely charged liposomes**. *Polymer*, 35:4627–4637, 1994.
- [130] TOKUTOMI, S.; OHKI, K. ; ICHI OHNISHI, S.. **Proton-induced phase separation in phosphatidylserine/phosphatidylcholine membranes**. *Biochimica et Biophysica Acta - Biomembranes*, 596:192–200, 1980.
- [131] LYKLEMA, J.. **Fundamentals of Interface and Colloid Science**. Academic Press, London, 1 edition, 1991.
- [132] VETTER, K.. **Electrochemical kinetics: Theoretical and experimental aspects**. Academic Press, New York, 1 edition, 1967.
- [133] HAMANN, C.; HAMNETT, A. ; VIELSTICH, W.. **Electrochemistry**. Wiley-VCH, New York, 2 edition, 2007.
- [134] BARD, J.; FAULKNER, L.. **Electrochemical Methods: Fundamentals and Applications**. John Wiley & Sons, New York, 2 edition, 2001.
- [135] ADAMSON, A.; GAST, A.. **Physical Chemistry of Surfaces**. John Wiley & Sons, New York, 6 edition, 1997.

- [136] NEWMAN, J.; THOMAS-ALYEA, K.. **Electrochemical Systems**. John Wiley & Sons, New Jersey, 3 edition, 2004.
- [137] LANDAU, L.; LIFSHITZ, E.. **Electrodynamics of Continuous Media**. Pergamon Press, Oxford, 2 edition, 1960.
- [138] ERINGEN, A.; MAUGIN, G.. **Electrodynamics of Continua**. Springer-Verlag, New York, 1 edition, 1989.
- [139] MURAD, M.; MOYNE, C.. **Electro-chemo-mechanical couplings in swelling clays derived from a micro/macro-homogenization procedure**. *International Journal of Solids and Structures*, 39:6159–6190, 2002.
- [140] MURAD, M.; MOYNE, C.. **Micromechanical computational modeling of expansive porous media**. *Comptes Rendus Mecanique*, 330:865–870, 2002.
- [141] MURAD, M.; MOYNE, C.. **Macroscopic behaviour of swelling porous media derived from micromechanical analysis**. *Transport in Porous Media*, 50:127–151, 2003.
- [142] DONNAN, F.. **The theory of membrane equilibria**. *Chemical Review*, 1:73–90, 1924.
- [143] HUYGHE, J.; JANSSEN, J.. **Quadriphasic mechanic of swelling incompressible porous media**. *International Journal of Engineering Science*, 25:793–802, 1997.
- [144] LOW, P.. **Structural component of the swelling pressure of clays**. *Langmuir*, 3:18–25, 1987.
- [145] MURAD, M.; MOYNE, C.. **A two-scale model for coupled electro-chemo-mechanical phenomena and onsager's reciprocity relations in expansive clays: I homogenization analysis**. *Transport in Porous Media*, 62:333–380, 2006.
- [146] AURIAULT, J.. **Heterogeneous medium. is an equivalent macroscopic description possible?** *International Journal of Engineering Science*, 29:785–795, 1991.
- [147] MILTON, G.. **The Theory of Composites (Cambridge Monographs on Applied and Computational Mathematics, 6)**. Cambridge University Press, Cambridge, 1 edition, 2002.

- [148] SANCHEZ-PALENCIA, E.. **Non-Homogeneous Media and Vibration Theory**. Lectures Notes in Physics, Springer, New York, vol 127 edition, 1980.
- [149] VICTOROV, A.; RADKE, C. ; PRAUSNITZ, J.. **Molecular thermodynamics for swelling of a mesoscopic ionomer gel in 1:1 salt solutions**. Physical Chemistry Chemical Physics, 8:264–278, 2006.
- [150] S.WHITAKER. **The Method of volume averaging**, In: **Theory and Applications of Transport in Porous Media**. Kluwer Academic Publishers, New York, 1 edition, 1999.
- [151] SLATTERY, J.. **Advanced Transport Phenomena**, In: **Cambridge Ser. Chemical Engineering**. Cambridge University Press, New York, 1 edition, 1999.
- [152] BIOT, M.; WILLIS, D.. **The elastic coefficients of the theory of consolidation**. Journal of Applied Mechanics, 79:594–601, 1957.
- [153] DERJAGUIN, B.; CHURAEV, N. ; MULLER, V.. **Surface Forces**. Plenum Press, New York, 1 edition, 1987.
- [154] CHAPRA, S.; CANALE, R.. **Métodos Numéricos para Ingenieros**. McGraw-Hill Interamericana, Mexico, 4 edition, 2003.
- [155] BECKER, E.; CAREY, G. ; ODEN, J.. **Finite Elements An Introduction**. Prentice-Hall, Englewood Cliffs, New Jersey, 1 edition, 1981.
- [156] CAMPOS, M. D.; SILVA, C.. **O método de elementos finitos aplicado à simulação numérica de escoamentos de fluidos**. Relatório Técnico, III Biental da Sociedade Brasileira de Matemática - IME/UFG, Goiânia, Brasil, 2006.
- [157] HUGHES, T.. **The Finite Element Method: Linear Static and Dynamic Finite Element Analysis**. Prentice Hall, INC, Englewood Cliffs, New Jersey, 1987.
- [158] CARVALHO, M.; VALÉRIO, J.. **Introdução ao Método de Elementos Finitos**. DEM PUC-Rio, Rio de Janeiro, 1 edition, 2007.
- [159] DESAI, S.; ABEL, J.. **Introduction to the Finite Elements Method: A Numerical Method for Engineering Analysis**. Van Nostrand Reinhold, New York, 1 edition, 1972.

- [160] STRANG, G.; FIX, G.. **An Analysis of the Finite Element Method**. Prentice-Hall, Englewood Cliffs, New Jersey, 1 edition, 1973.
- [161] TIIHONEN, J.; MARKKANEN, I.; LAATIKANEN, M. ; PAATERO, E.. **Elasticity of ion-exchange resin beads in solvent mixtures**. Journal of Applied Polymer Science, 82:1256–1264, 2001.
- [162] MORRISON, R.; BOYD, R.. **Organic Chemistry**. Prentice-Hall International Inc., New Jersey, 6 edition, 1992.
- [163] WADE, L.. **Organic Chemistry**. Prentice-Hall, Upper Saddle River, New Jersey, 6 edition, 2005.
- [164] SOLOMONS, T.; FRYHLE, C.. **Organic Chemistry**. Wiley, New York, 8 edition, 2003.
- [165] BEER, F.; JOHNSTON, J. ; DEWOLF, J.. **Mechanics of Materials**. McGraw-Hill, New York, 4 edition, 2002.
- [166] BIRD, J.; ROSS, C.. **Mechanical Engineering Principles**. Newnes, Oxford, 1 edition, 2002.
- [167] HARTOG, D.. **Strength of Materials**. Dover Publications, New York, 1 edition, 1961.

A Apêndice

A.1 Efeito de K_1

Nas figuras A.1 e A.2 evidenciamos o efeito do valor da constante de equilíbrio K_1 no inchamento teórico calculado para as concentrações de NaCl 1 M e 0,01 M.

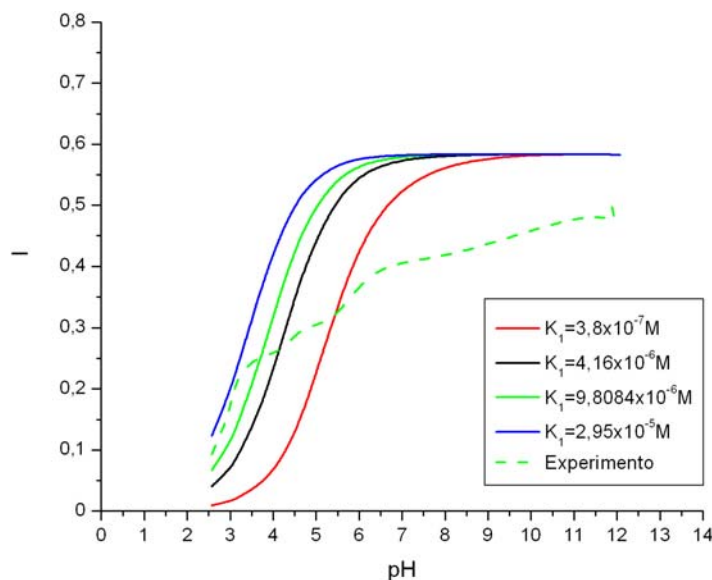


Figura A.1: Efeito do valor de K_1 no Inchamento. NaCl 1 M, $E_s=2,5$ MPa, $K_2=0,8482 \text{ M}^{-1}$, $\delta=1 \times 10^{-9} \text{ m}$, $A_s=1600 \text{ m}^2/\text{g}$.

Em ambas curvas notamos que o aumento de K_1 conduz a maiores valores de inchamento na faixa de $pH \approx 2$ a $pH \approx 7$. Sendo K_1 a constante de equilíbrio que favorece as reações desprotonação, tal aumento de inchamento é associado a um aumento da densidade de carga superficial nessa faixa de pH onde são observados os maiores inchamento relativos no experimento (ver figura 6.3).

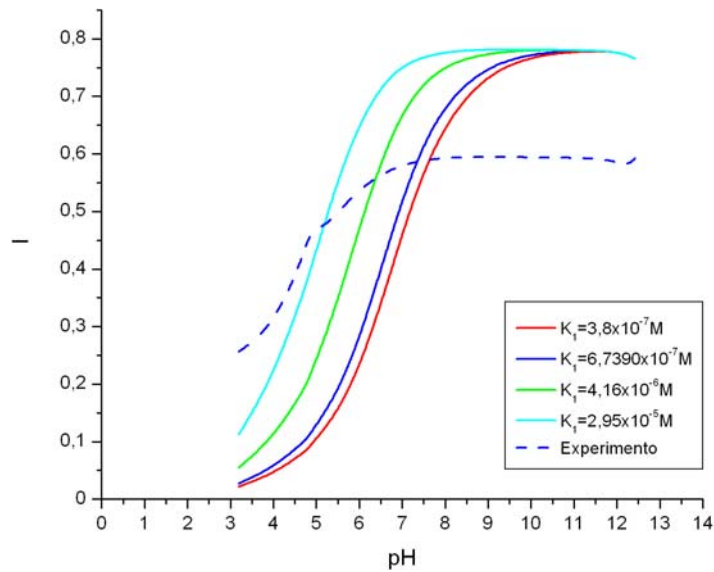


Figura A.2: Efeito do valor de K_1 no Inchaço. NaCl 0,01 M, $E_s=2,5$ MPa, $K_2=0,6987$ M⁻¹, $\delta=1 \times 10^{-9}$ m, $A_s=1600$ m²/g.

A.2

Efeito de K_2

Nas Figuras A.3 e A.4 apresentamos o efeito da mudança de K_2 sobre as curvas de inchaço teórico para NaCl 1 M e 0,01 M. Em ambas curvas observamos que ao contrário de K_1 , o incremento de K_2 ocasiona a diminuição do inchaço teórico. Associamos tais resultados ao aumento da sorção de sódio nos sítios ativos da resina. Tal fenômeno é traduzido na diminuição da densidade de carga superficial e consequentemente em menores valores de inchaço.

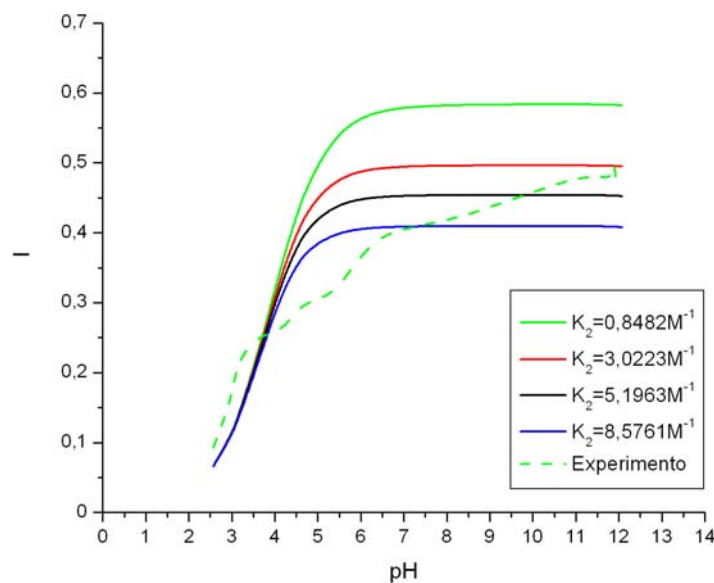


Figura A.3: Efeito do valor de K_2 no Inchaço. NaCl 1 M, $E_s=2,5$ MPa, $K_1=6,739 \times 10^{-7}$ M, $\delta=1 \times 10^{-9}$ m, $A_s=1600$ m²/g.

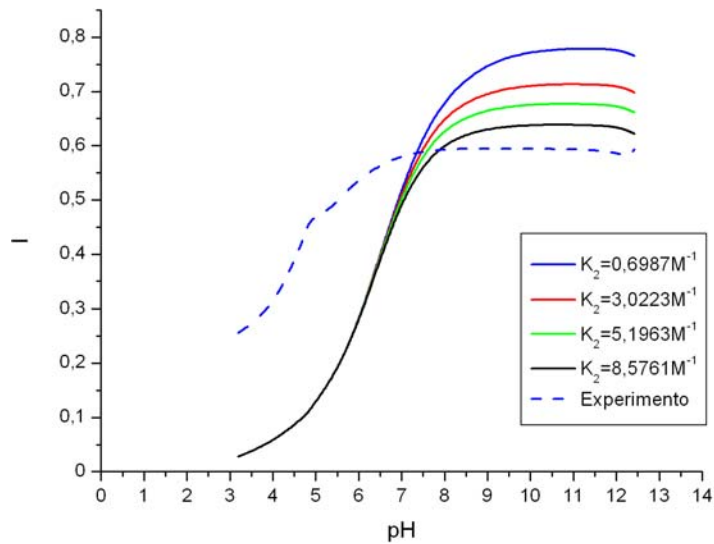


Figura A.4: Efeito do valor de K_2 no Inchaço. NaCl 0,01 M, $E_s=2,5$ MPa, $K_1=9,8084 \times 10^{-6}$ M, $\delta=1 \times 10^{-9}$ m, $A_s=1600$ m²/g.

A.3

Efeito de E_s

Nas figuras A.5 e A.6 apresentamos o efeito do aumento do módulo de Young sobre o inchaço teórico para as concentrações de NaCl 1 M e 0,01 M. Em ambos casos observamos que o inchaço diminui com o aumento do módulo de Young. O resultado típico de matérias modelados mediante a lei de Hook é justificado, devido a que o aumento força elástica é traduzido na diminuição do espaçamento entre as placas H para satisfazer o balanço de forças dado pela equação (6-10a).

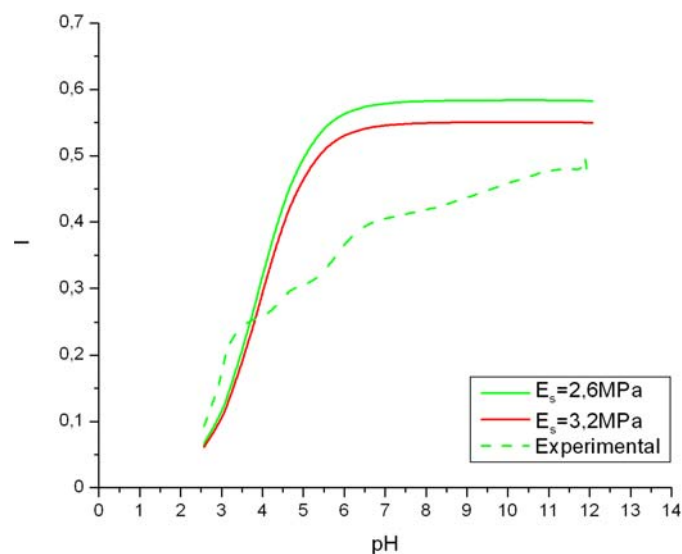


Figura A.5: Efeito do valor do módulo de Young no Inchaço - NaCl 1 M. Valores de K_1 e K_2 obtidos por HYPERQUAD, $\delta=1 \times 10^{-9}$ m, $A_s=1600$ m²/g.

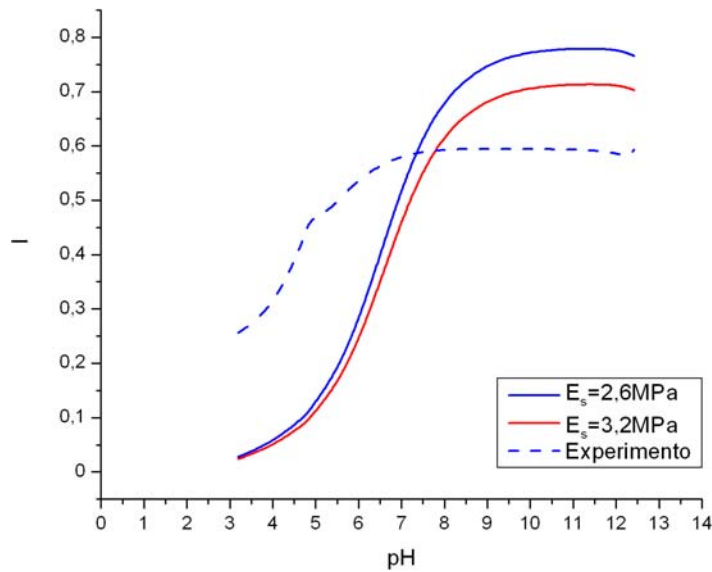


Figura A.6: Efeito do valor do módulo de Young no Inchaço - NaCl 0,01 M. Valores de K_1 e K_2 obtidos por HYPERQUAD, $\delta=1 \times 10^{-9}$ m, $A_s=1600$ m²/g.

A.4 Efeito de A_s

Nas figuras A.7 e A.8 apresentamos os inchaços teóricos em função do pH para 1 M e 0,01 M obtidos para dois valores de A_s . Fisicamente a diminuição do valor da área superficial pode ser descrita como se a carga total da resina for re-distribuída em uma área menor. A maior proximidade entre os grupos ativos carregados na superfície, produz maiores repulsões eletrostáticas entre eles, assim como maiores interações com as espécies iônicas na camada difusa, o que é traduzido em ambas curvas no aumento dos valores de inchaço.

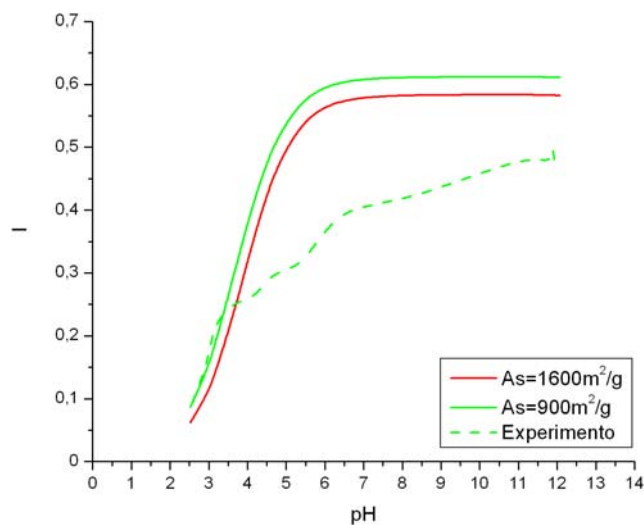


Figura A.7: Efeito do valor da área superficial no Inchaço - NaCl 1 M. Valores de K_1 e K_2 obtidos por HYPERQUAD, $E_s=3,2$ MPa, $\delta=1 \times 10^{-9}$ m.

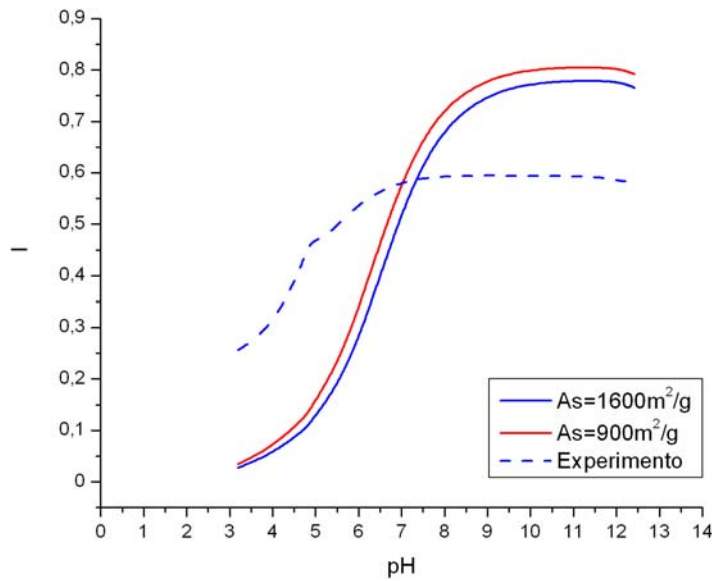


Figura A.8: Efeito do valor da área superficial no Inchamento - NaCl 0,01 M. Valores de K_1 e K_2 obtidos por HYPERQUAD, $E_s=3,2$ MPa, $\delta=1\times 10^{-9}$ m.

A.5 Efeito de δ

Nas figuras A.9 e A.11 apresentamos as curvas de H em função do pH construídas com dois valores de δ para as concentrações de NaCl 1 M e 0,01 M. Como observado nos resultados numéricos das figuras A.9 e A.11 a diminuição do δ é compensada através da diminuição do espaçamento entre as placas para satisfazer o balanço de forças (equação 6-10a). Devido à ordem de grandeza dos valores de H e δ , o inchamento calculado através da equação (6-10b) será maior para o menor valor de δ , como mostrado nas figuras A.10 e A.12.

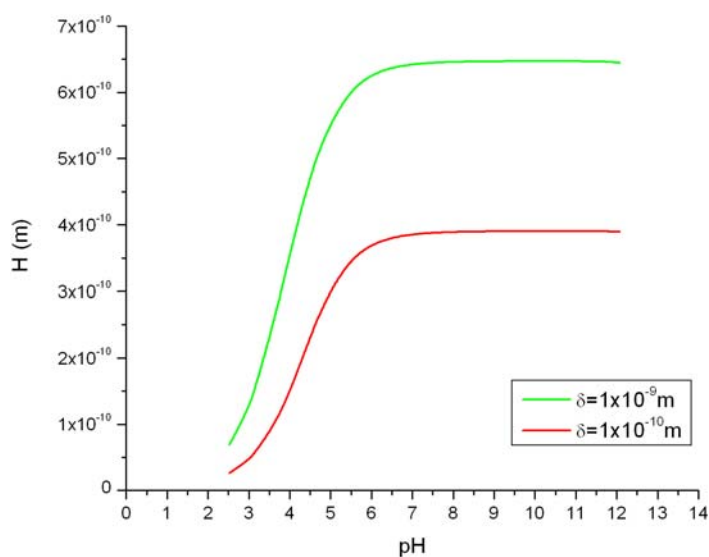


Figura A.9: Efeito do valor da espessura da placa no H - NaCl 1 M. Valores de K_1 e K_2 obtidos por HYPERQUAD, $E_s=3,2$ MPa, $As=900$ m²/g.

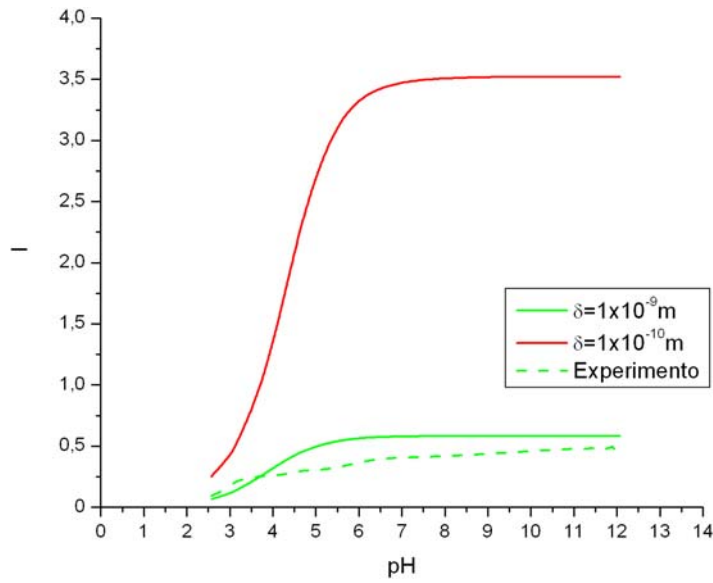


Figura A.10: Efeito do valor da espessura da placa no Inchaço - NaCl 1 M. Valores de K_1 e K_2 obtidos por HYPERQUAD, $E_s=3,2$ MPa, $A_s=900$ m²/g.

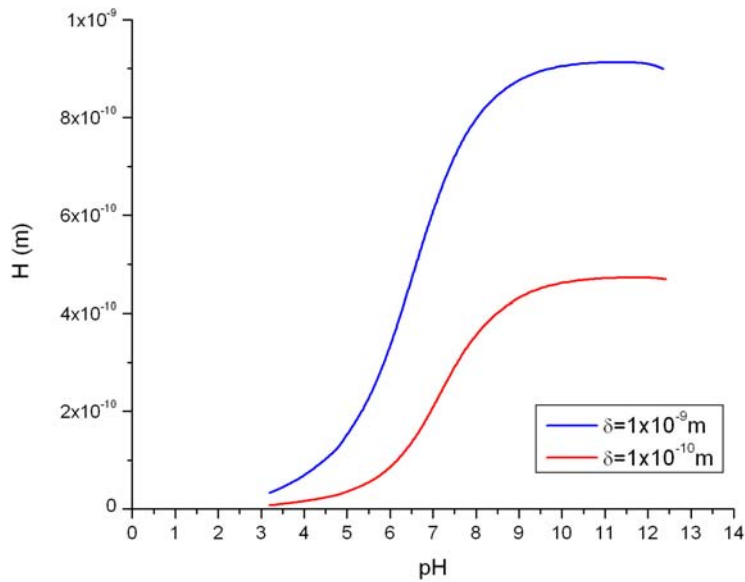


Figura A.11: Efeito do valor da espessura da placa no H - NaCl 0,01 M. Valores de K_1 e K_2 obtidos por HYPERQUAD, $E_s=3,2$ MPa, $A_s=900$ m²/g.

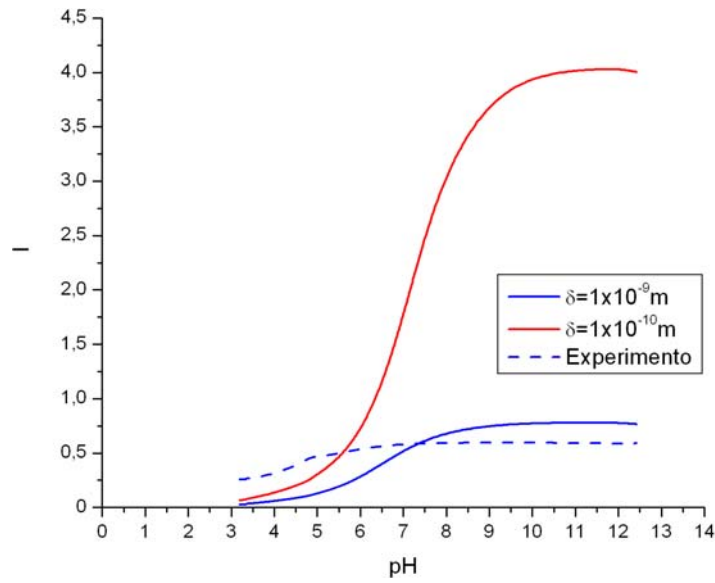


Figura A.12: Efeito do valor da espessura da placa no Inchaço - NaCl 0,01 M. Valores de K_1 e K_2 obtidos por HYPERQUAD, $E_s=3,2$ MPa, $A_s=900$ m^2/g .